

**Q1 What school does your child currently attend?If you have more than one child attending an EIPS school or a child who attends classes at more than one school, complete this survey for each one.**

Answered: 56 Skipped: 0

A.L. Horton Elementary									
Andrew School									
Ardrossan Elementary									
Ardrossan Junior Senio...									
Bev Facey Community High									
Brentwood Elementary									
Bruderheim School									
Clover Bar Junior High									
Davidson Creek Elementary									
École Campbelltown									
École Parc Élémentaire									
F.R. Haythorne Junior High									
Fort Saskatchewan...									
Fort Saskatchewan...									
Fort Saskatchewan...									
Fultonvale Elementary...									
Glen Allan Elementary									
Heritage Hills									

## 2022-23 EIPS Annual Feedback Survey: Parents and Caregivers

Heritage Hills Elementary																				
James Mowat Elementary																				
Lakeland Ridge																				
Lamont Elementary																				
Lamont High																				
Mills Haven Elementary																				
Mundare School																				
Next Step/Outreach																				
Pine Street Elementary																				
Rudolph Hennig Junior High																				
Salisbury Composite High																				
Sherwood Heights Juni...																				
SouthPointe School																				
Strathcona Christian...																				
Strathcona Christian...																				
Uncas Elementary																				
Vegreville Composite High																				
Wes Hosford Elementary																				
Westboro Elementary																				
Win Ferguson Elementary																				
Woodbridge Farms...																				

## 2022-23 EIPS Annual Feedback Survey: Parents and Caregivers

0% 10% 20% 30% 40% 50% 60% 70% 80% 90% 100%

2022-23 EIPS Annual Feedback Survey: Parents and Caregivers

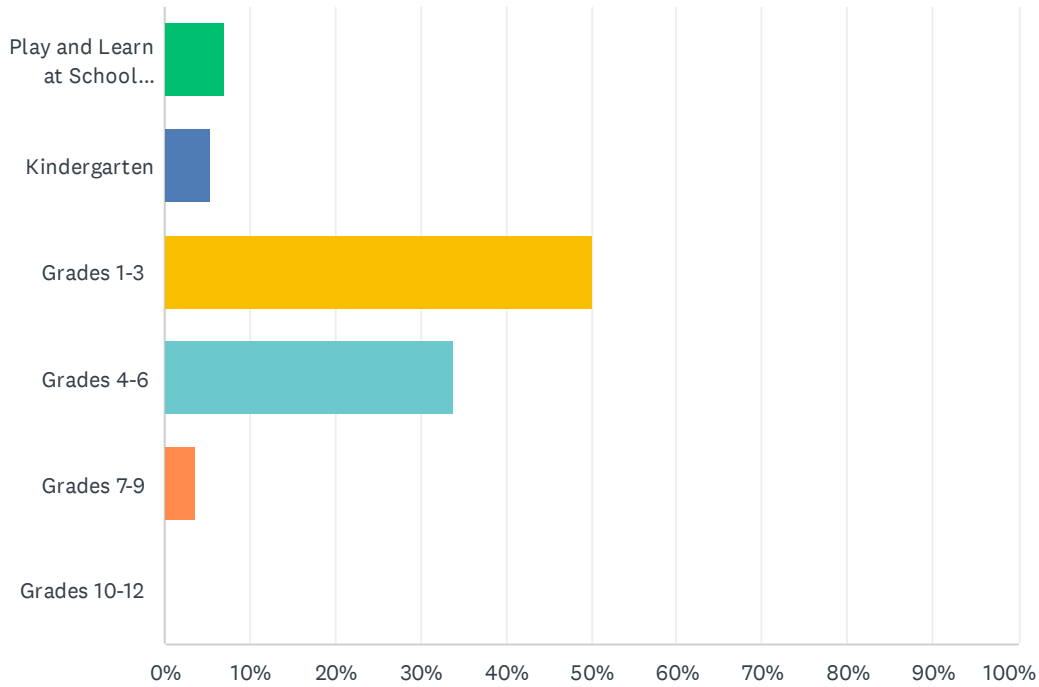
ANSWER CHOICES	RESPONSES	
A.L. Horton Elementary	0.00%	0
Andrew School	0.00%	0
Ardrossan Elementary	0.00%	0
Ardrossan Junior Senior High	0.00%	0
Bev Facey Community High	0.00%	0
Brentwood Elementary	0.00%	0
Bruderheim School	0.00%	0
Clover Bar Junior High	0.00%	0
Davidson Creek Elementary	0.00%	0
École Campbelltown	0.00%	0
École Parc Élémentaire	0.00%	0
F.R. Haythorne Junior High	0.00%	0
Fort Saskatchewan Christian	0.00%	0
Fort Saskatchewan Elementary	0.00%	0
Fort Saskatchewan High	0.00%	0
Fultonvale Elementary Junior High	0.00%	0
Glen Allan Elementary	0.00%	0
Heritage Hills Elementary	0.00%	0
James Mowat Elementary	0.00%	0
Lakeland Ridge	0.00%	0
Lamont Elementary	100.00%	56
Lamont High	0.00%	0
Mills Haven Elementary	0.00%	0
Mundare School	0.00%	0
Next Step/Outreach	0.00%	0
Pine Street Elementary	0.00%	0
Rudolph Hennig Junior High	0.00%	0
Salisbury Composite High	0.00%	0
Sherwood Heights Junior High	0.00%	0
SouthPointe School	0.00%	0
Strathcona Christian Academy Elementary	0.00%	0
Strathcona Christian Academy Secondary	0.00%	0

2022-23 EIPS Annual Feedback Survey: Parents and Caregivers

Uncas Elementary	0.00%	0
Vegreville Composite High	0.00%	0
Wes Hosford Elementary	0.00%	0
Westboro Elementary	0.00%	0
Win Ferguson Elementary	0.00%	0
Woodbridge Farms Elementary	0.00%	0
<b>TOTAL</b>		<b>56</b>

## Q2 What grade is your child currently in?

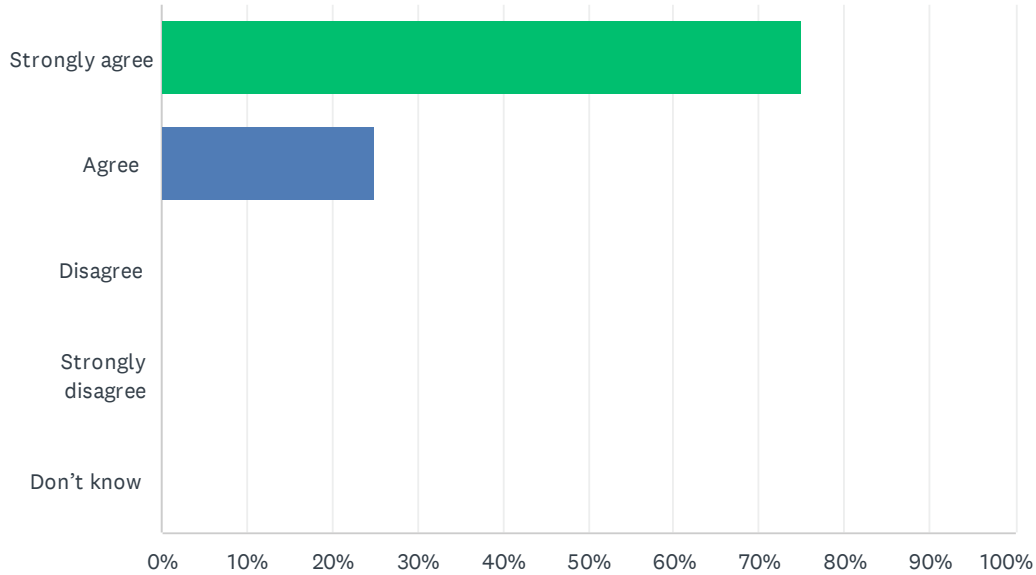
Answered: 56 Skipped: 0



ANSWER CHOICES	RESPONSES	
Play and Learn at School (PALS)	7.14%	4
Kindergarten	5.36%	3
Grades 1-3	50.00%	28
Grades 4-6	33.93%	19
Grades 7-9	3.57%	2
Grades 10-12	0.00%	0
<b>TOTAL</b>		<b>56</b>

### Q3 As a result of being in the Play and Learn at School (PALS) program, my child's demonstrating growth in their development.

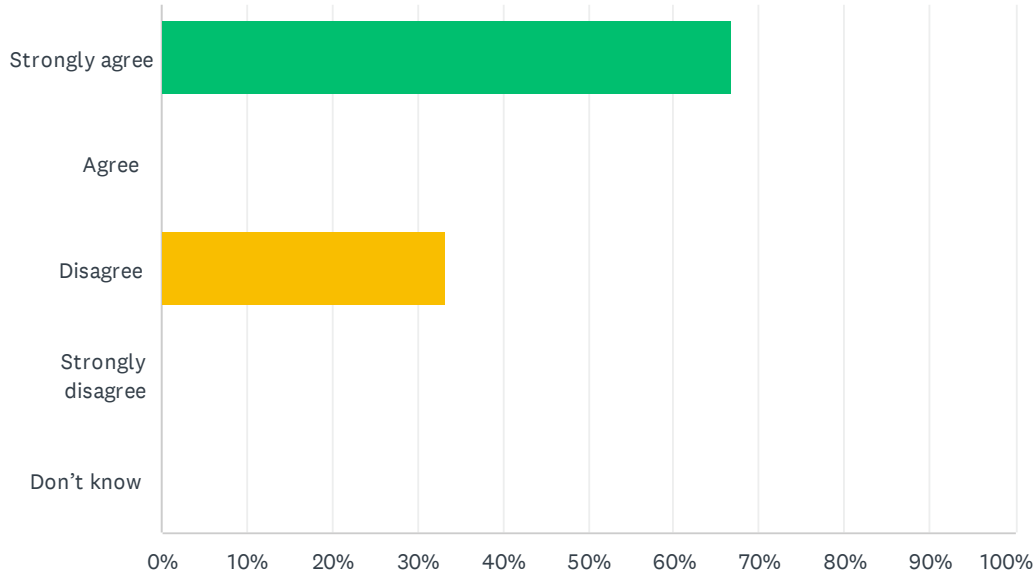
Answered: 4 Skipped: 52



ANSWER CHOICES	RESPONSES	
Strongly agree	75.00%	3
Agree	25.00%	1
Disagree	0.00%	0
Strongly disagree	0.00%	0
Don't know	0.00%	0
<b>TOTAL</b>		<b>4</b>

## Q4 As a result of being in the kindergarten program, my child's becoming ready to enter Grade 1.

Answered: 3 Skipped: 53

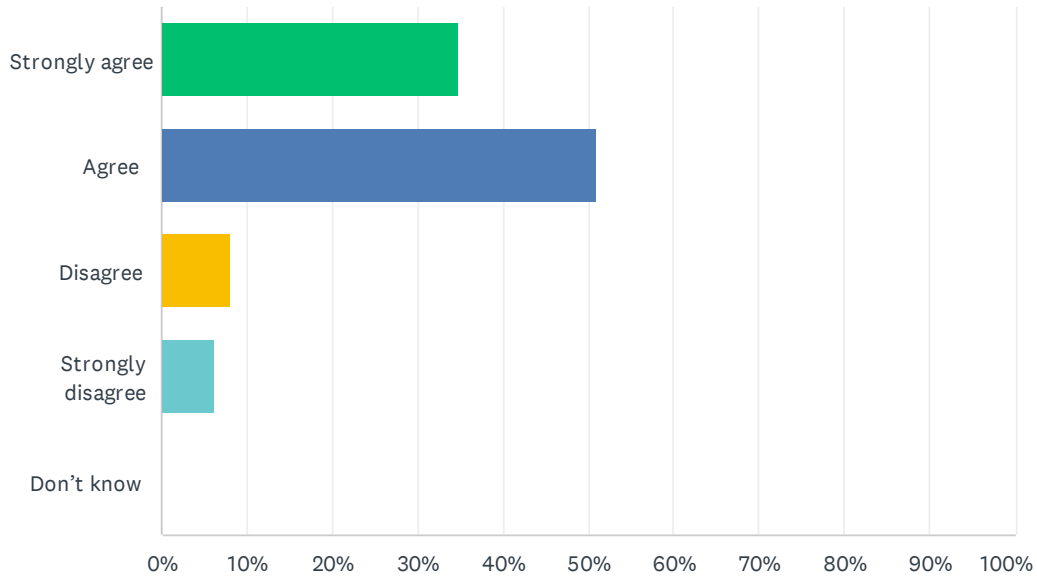


ANSWER CHOICES	RESPONSES	
Strongly agree	66.67%	2
Agree	0.00%	0
Disagree	33.33%	1
Strongly disagree	0.00%	0
Don't know	0.00%	0
<b>TOTAL</b>		<b>3</b>



## Q5 My child's individual needs are met.

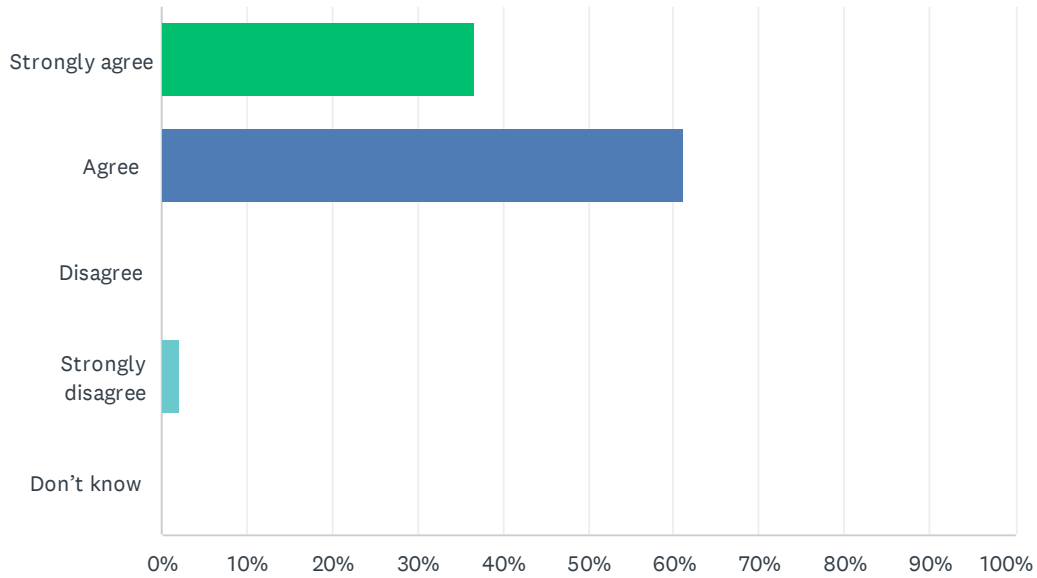
Answered: 49 Skipped: 7



ANSWER CHOICES	RESPONSES	
Strongly agree	34.69%	17
Agree	51.02%	25
Disagree	8.16%	4
Strongly disagree	6.12%	3
Don't know	0.00%	0
<b>TOTAL</b>		<b>49</b>

## Q6 My child's encouraged to do their best.

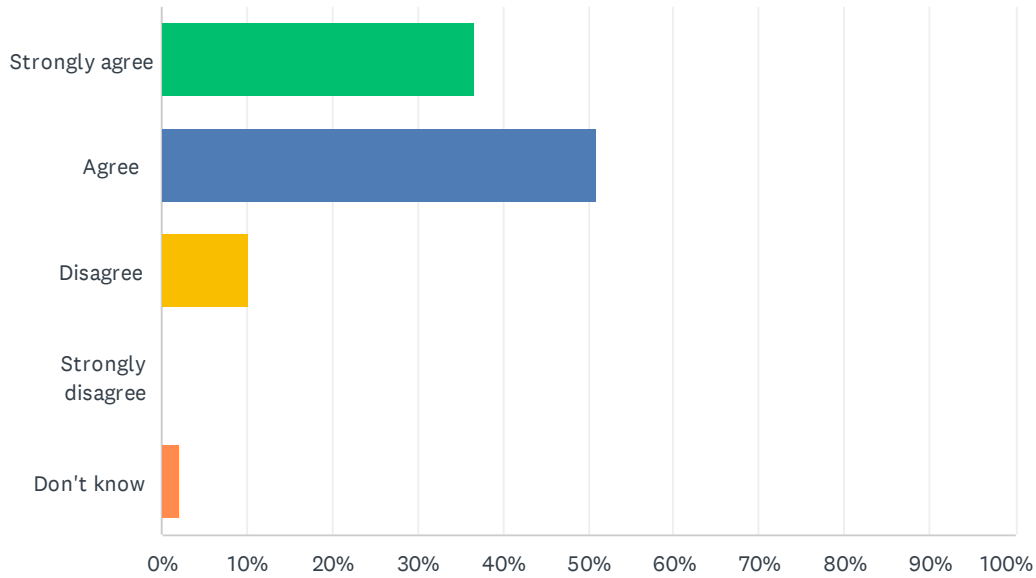
Answered: 49 Skipped: 7



ANSWER CHOICES	RESPONSES	
Strongly agree	36.73%	18
Agree	61.22%	30
Disagree	0.00%	0
Strongly disagree	2.04%	1
Don't know	0.00%	0
<b>TOTAL</b>		<b>49</b>

## Q7 My child's demonstrating growth in literacy.

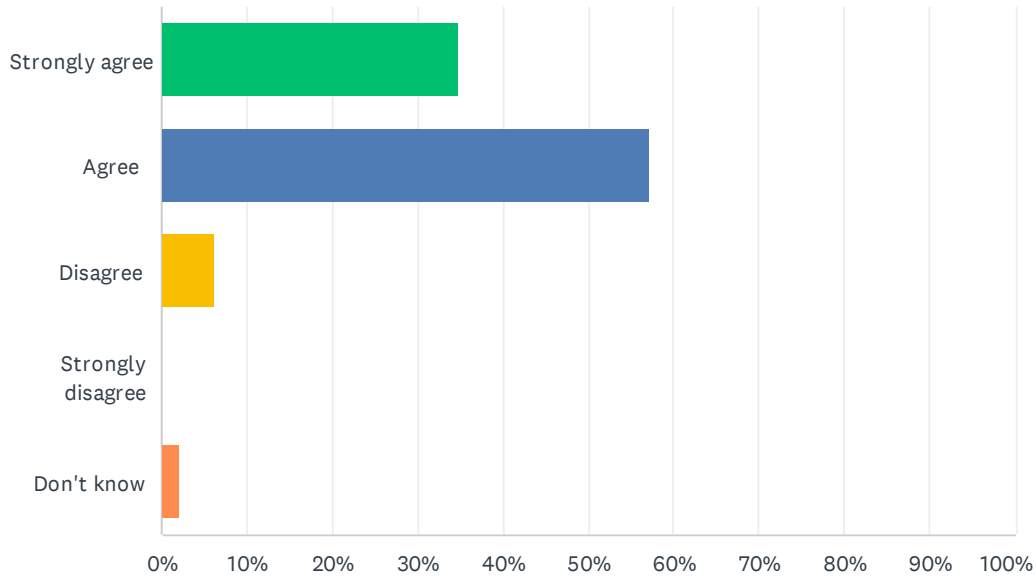
Answered: 49 Skipped: 7



ANSWER CHOICES	RESPONSES	
Strongly agree	36.73%	18
Agree	51.02%	25
Disagree	10.20%	5
Strongly disagree	0.00%	0
Don't know	2.04%	1
<b>TOTAL</b>		<b>49</b>

## Q8 My child's demonstrating growth in numeracy.

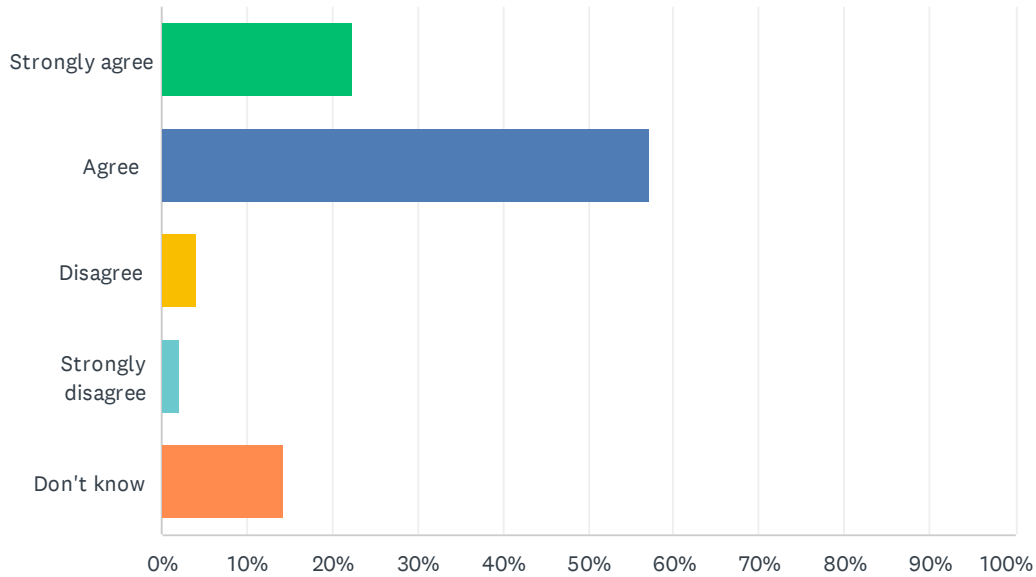
Answered: 49 Skipped: 7



ANSWER CHOICES	RESPONSES	
Strongly agree	34.69%	17
Agree	57.14%	28
Disagree	6.12%	3
Strongly disagree	0.00%	0
Don't know	2.04%	1
<b>TOTAL</b>		<b>49</b>

## Q9 My child has an understanding of First Nations, Métis and Inuit culture and history.

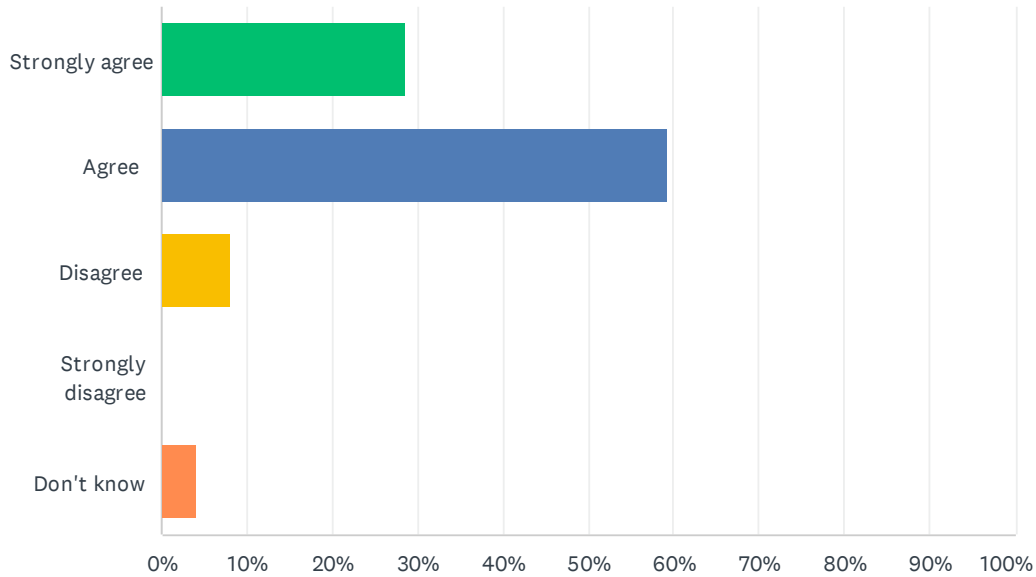
Answered: 49 Skipped: 7



ANSWER CHOICES	RESPONSES	
Strongly agree	22.45%	11
Agree	57.14%	28
Disagree	4.08%	2
Strongly disagree	2.04%	1
Don't know	14.29%	7
<b>TOTAL</b>		<b>49</b>

## Q10 My child's learning the knowledge, skills and attitudes necessary to be successful in life.

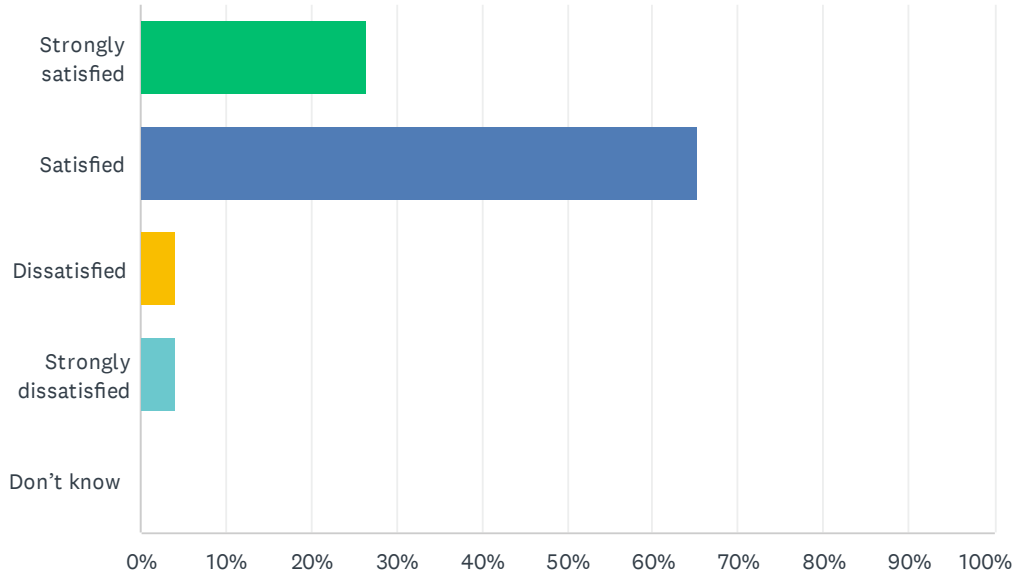
Answered: 49 Skipped: 7



ANSWER CHOICES	RESPONSES	
Strongly agree	28.57%	14
Agree	59.18%	29
Disagree	8.16%	4
Strongly disagree	0.00%	0
Don't know	4.08%	2
<b>TOTAL</b>		<b>49</b>

## Q11 How satisfied are you with the quality of education your child's receiving at school?

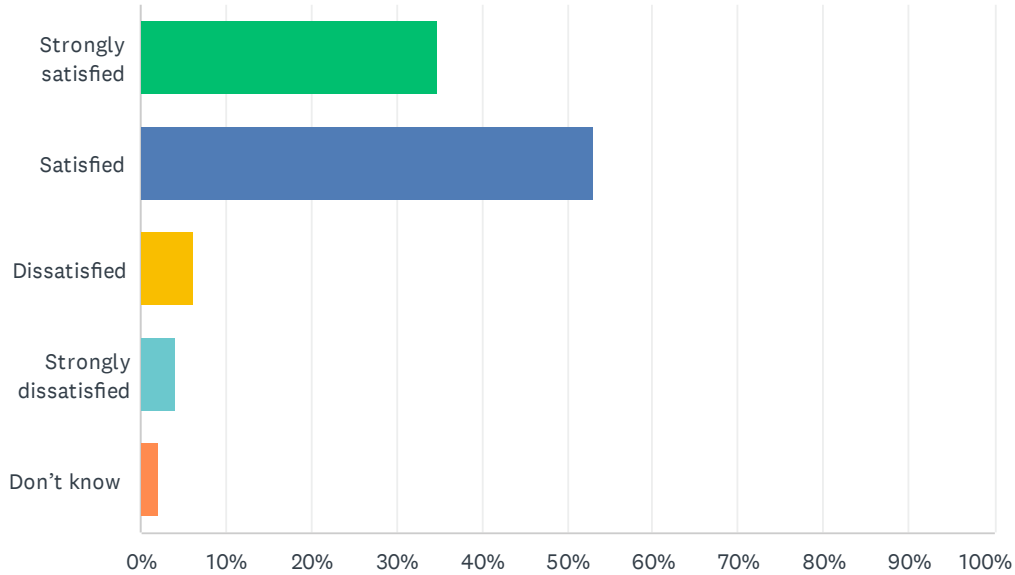
Answered: 49 Skipped: 7



ANSWER CHOICES	RESPONSES	
Strongly satisfied	26.53%	13
Satisfied	65.31%	32
Dissatisfied	4.08%	2
Strongly dissatisfied	4.08%	2
Don't know	0.00%	0
<b>TOTAL</b>		<b>49</b>

## Q12 How satisfied are you with the quality of teaching at your child's school?

Answered: 49 Skipped: 7

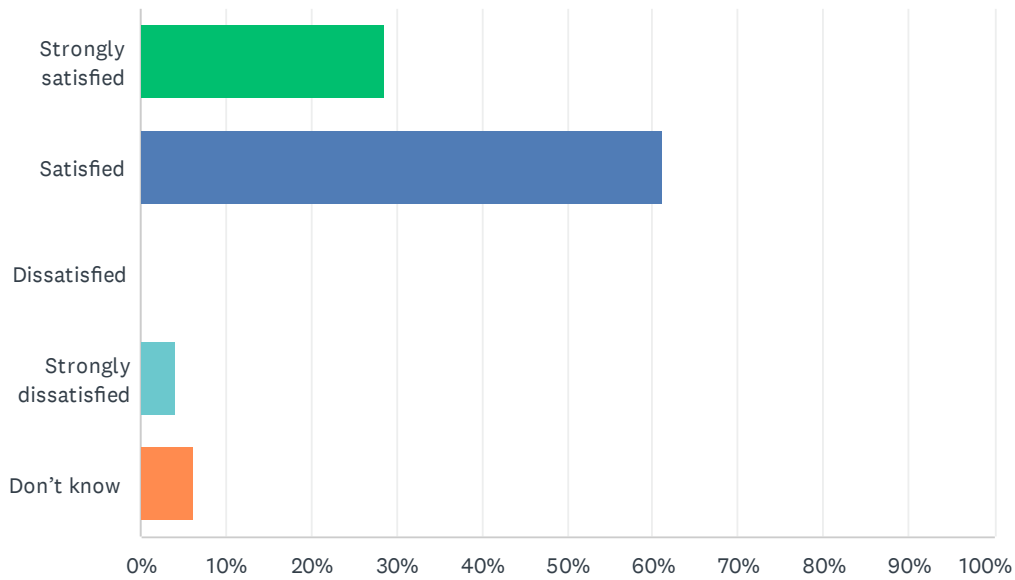


ANSWER CHOICES	RESPONSES	
Strongly satisfied	34.69%	17
Satisfied	53.06%	26
Dissatisfied	6.12%	3
Strongly dissatisfied	4.08%	2
Don't know	2.04%	1
<b>TOTAL</b>		<b>49</b>



## Q13 How satisfied are you with the leadership at your child's school?

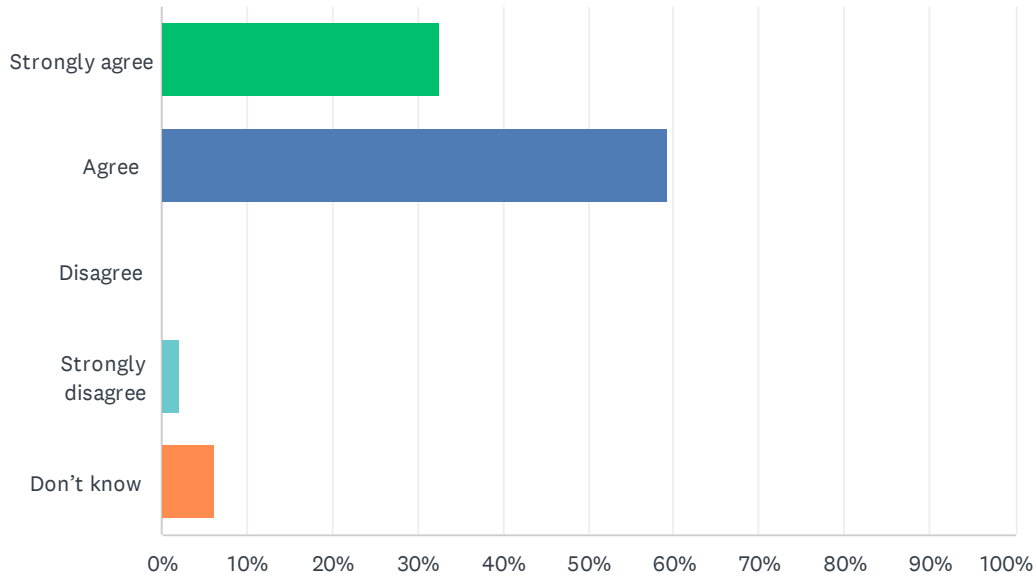
Answered: 49 Skipped: 7



ANSWER CHOICES	RESPONSES	
Strongly satisfied	28.57%	14
Satisfied	61.22%	30
Dissatisfied	0.00%	0
Strongly dissatisfied	4.08%	2
Don't know	6.12%	3
<b>TOTAL</b>		<b>49</b>

### Q14 My child’s school encourages my child to be a responsible, respectful and engaged citizen.

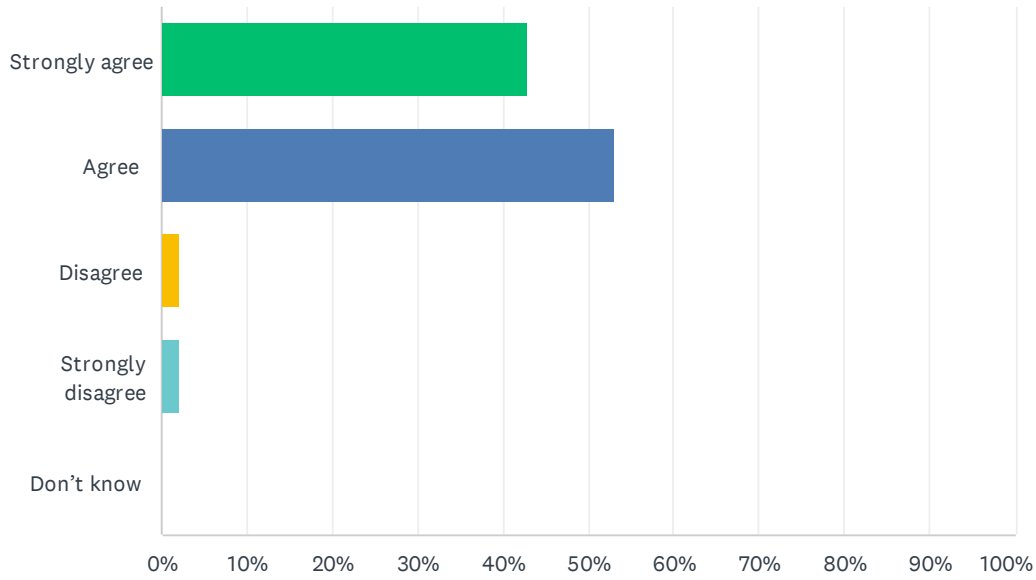
Answered: 49 Skipped: 7



ANSWER CHOICES	RESPONSES	
Strongly agree	32.65%	16
Agree	59.18%	29
Disagree	0.00%	0
Strongly disagree	2.04%	1
Don't know	6.12%	3
<b>TOTAL</b>		<b>49</b>

## Q15 School staff care about my child.

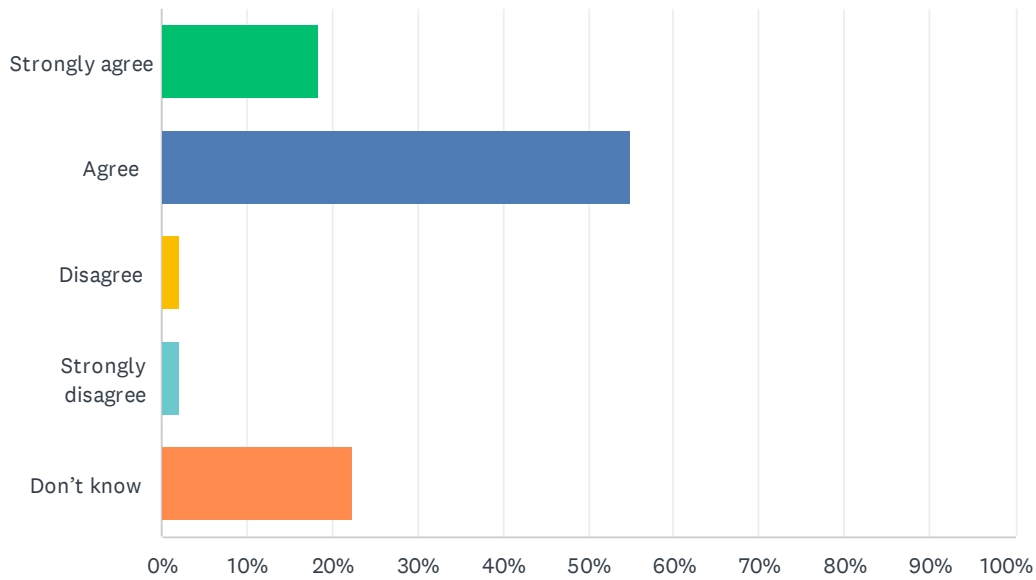
Answered: 49 Skipped: 7



ANSWER CHOICES	RESPONSES	
Strongly agree	42.86%	21
Agree	53.06%	26
Disagree	2.04%	1
Strongly disagree	2.04%	1
Don't know	0.00%	0
<b>TOTAL</b>		<b>49</b>

## Q16 My child's school handles discipline fairly and reasonably.

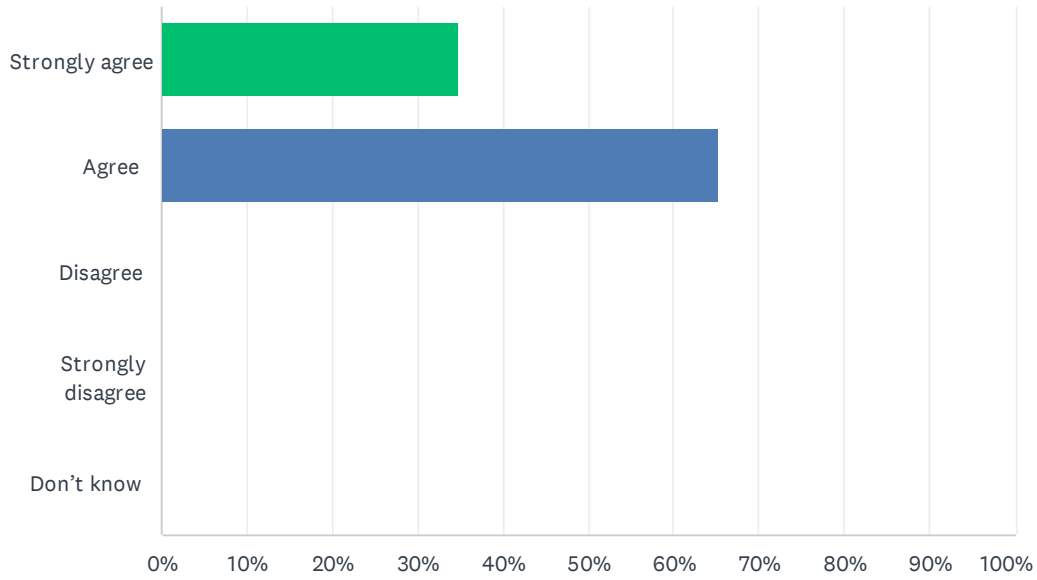
Answered: 49 Skipped: 7



ANSWER CHOICES	RESPONSES	
Strongly agree	18.37%	9
Agree	55.10%	27
Disagree	2.04%	1
Strongly disagree	2.04%	1
Don't know	22.45%	11
<b>TOTAL</b>		<b>49</b>

## Q17 My child's school is safe.

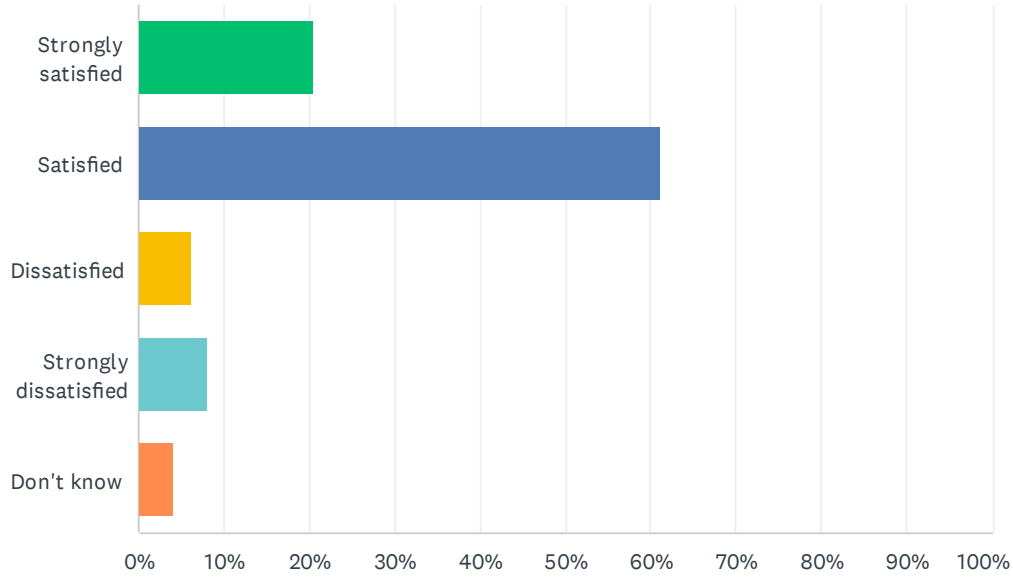
Answered: 49 Skipped: 7



ANSWER CHOICES	RESPONSES	
Strongly agree	34.69%	17
Agree	65.31%	32
Disagree	0.00%	0
Strongly disagree	0.00%	0
Don't know	0.00%	0
<b>TOTAL</b>		<b>49</b>

## Q18 How satisfied are you with the resources available to support your child's learning?

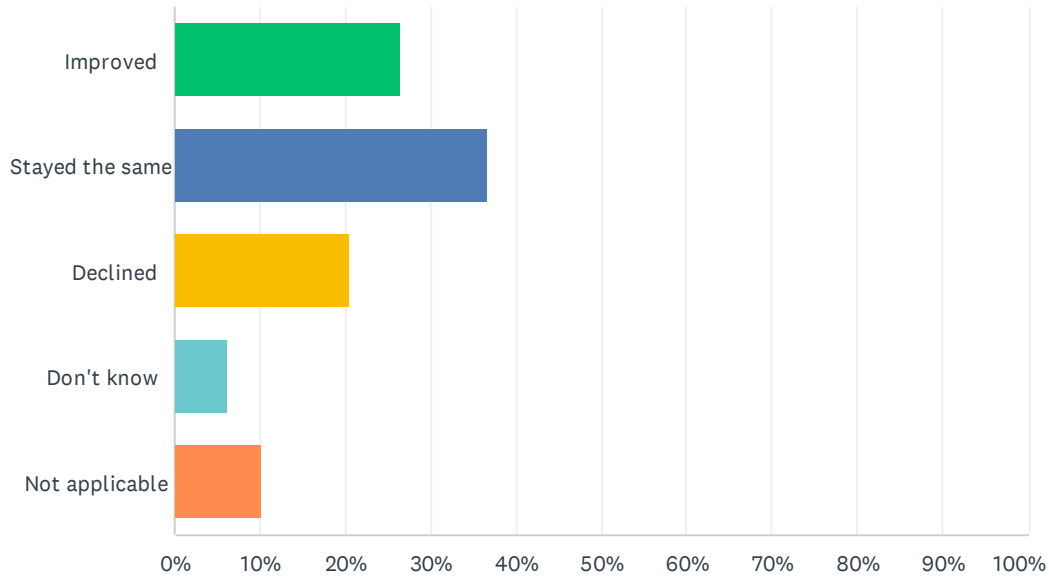
Answered: 49 Skipped: 7



ANSWER CHOICES	RESPONSES	
Strongly satisfied	20.41%	10
Satisfied	61.22%	30
Dissatisfied	6.12%	3
Strongly dissatisfied	8.16%	4
Don't know	4.08%	2
<b>TOTAL</b>		<b>49</b>

### Q19 In your opinion, has the quality of education your child's experienced improved, stayed the same or declined in the past three years?

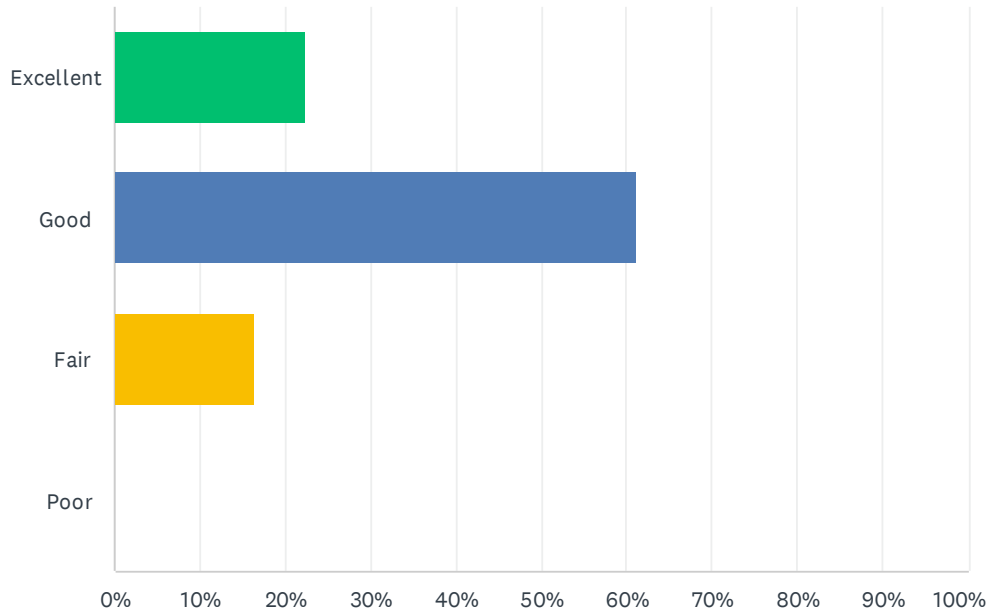
Answered: 49 Skipped: 7



ANSWER CHOICES	RESPONSES	
Improved	26.53%	13
Stayed the same	36.73%	18
Declined	20.41%	10
Don't know	6.12%	3
Not applicable	10.20%	5
<b>TOTAL</b>		<b>49</b>

## Q20 How do you rate the physical condition of your child's school?

Answered: 49 Skipped: 7

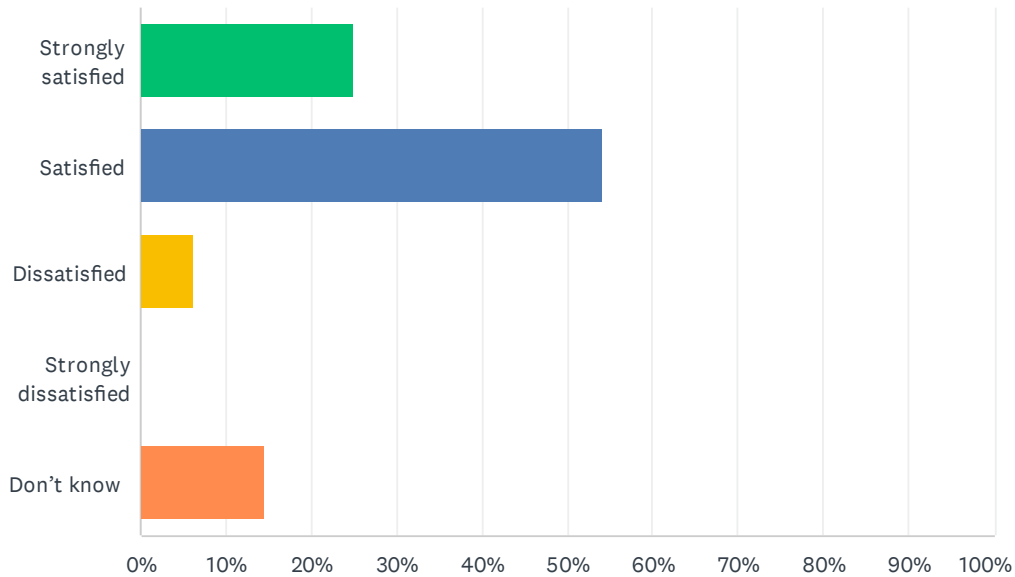


ANSWER CHOICES	RESPONSES
Excellent	22.45% 11
Good	61.22% 30
Fair	16.33% 8
Poor	0.00% 0
TOTAL	49



**Q21 How satisfied are you with the opportunities provided to be involved in your child's education? Refer to the EIPS Parent Engagement overview for examples of involvement and engagement opportunities that help support student success.**

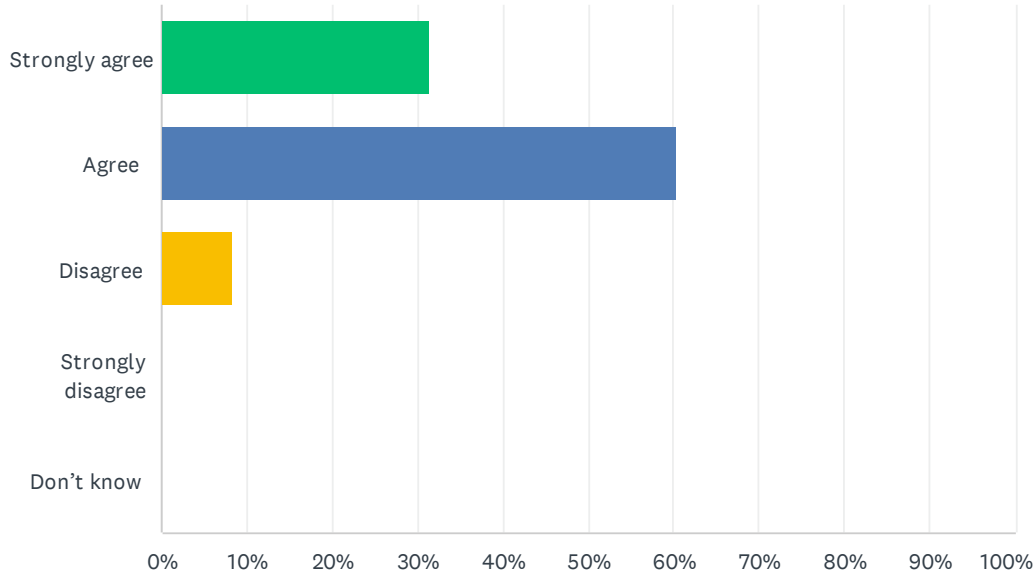
Answered: 48 Skipped: 8



ANSWER CHOICES	RESPONSES	
Strongly satisfied	25.00%	12
Satisfied	54.17%	26
Dissatisfied	6.25%	3
Strongly dissatisfied	0.00%	0
Don't know	14.58%	7
<b>TOTAL</b>		<b>48</b>

## Q22 The school keeps me informed about my child's progress and achievement.

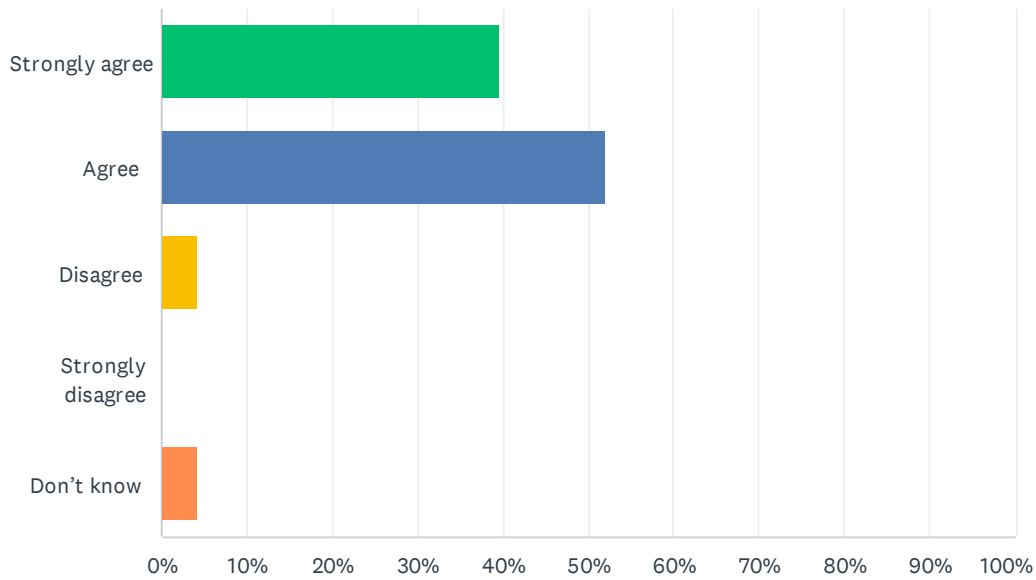
Answered: 48 Skipped: 8



ANSWER CHOICES	RESPONSES	
Strongly agree	31.25%	15
Agree	60.42%	29
Disagree	8.33%	4
Strongly disagree	0.00%	0
Don't know	0.00%	0
<b>TOTAL</b>		<b>48</b>

## Q23 There is open and honest communication within my child's school.

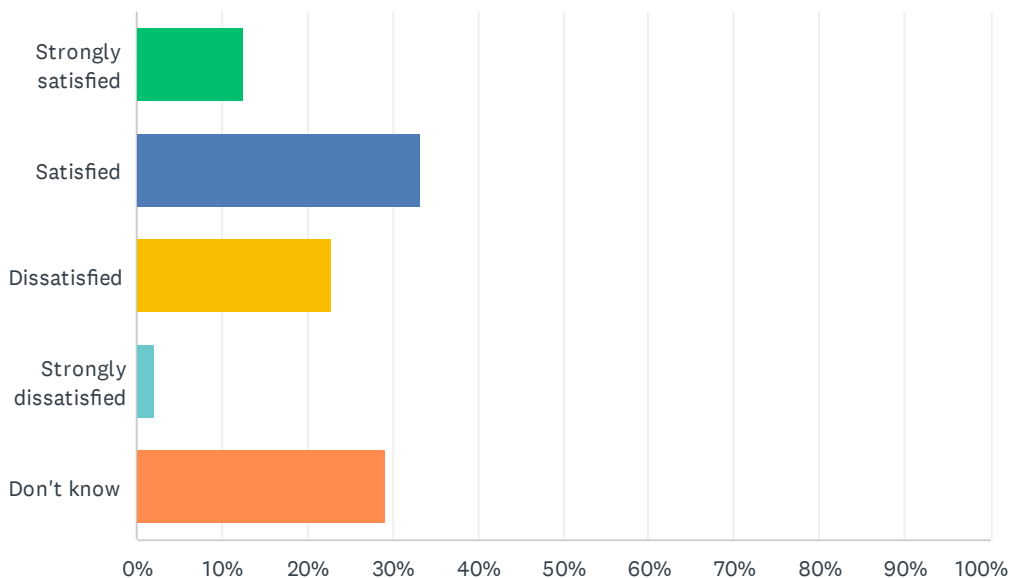
Answered: 48 Skipped: 8



ANSWER CHOICES	RESPONSES	
Strongly agree	39.58%	19
Agree	52.08%	25
Disagree	4.17%	2
Strongly disagree	0.00%	0
Don't know	4.17%	2
<b>TOTAL</b>		<b>48</b>

## Q24 How satisfied are you with the Division’s commitment to engaging stakeholders—including parents and caregivers—about matters that affect decision-making and public education?

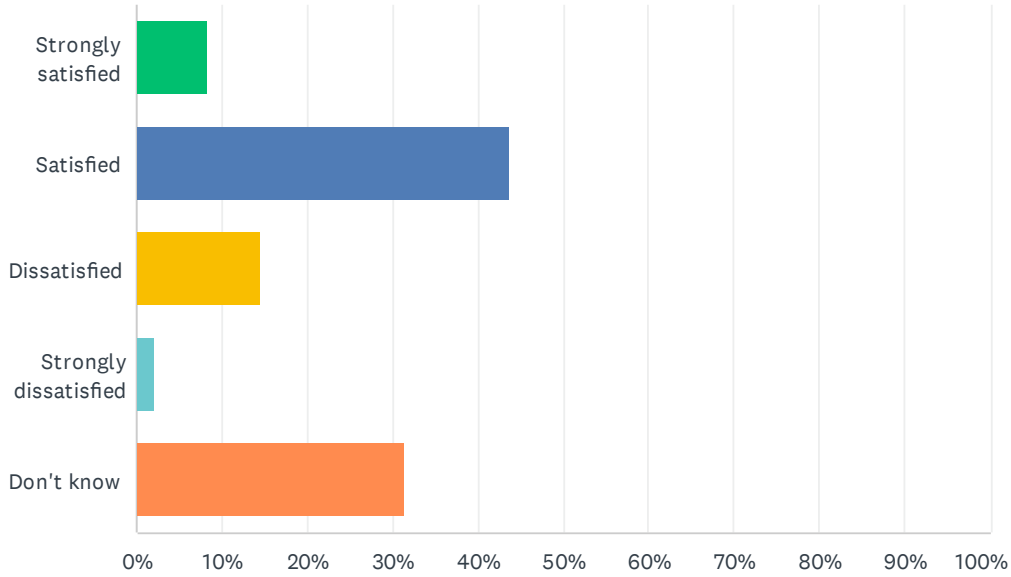
Answered: 48 Skipped: 8



ANSWER CHOICES	RESPONSES
Strongly satisfied	12.50% 6
Satisfied	33.33% 16
Dissatisfied	22.92% 11
Strongly dissatisfied	2.08% 1
Don't know	29.17% 14
<b>TOTAL</b>	<b>48</b>

## Q25 How satisfied are you with the Division’s commitment to advocating for public education?

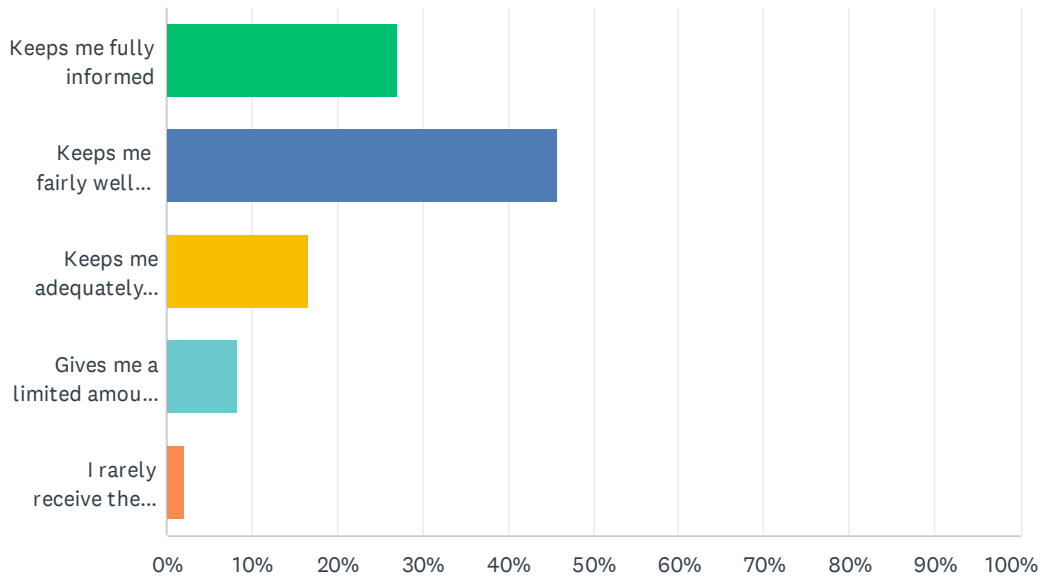
Answered: 48 Skipped: 8



ANSWER CHOICES	RESPONSES	
Strongly satisfied	8.33%	4
Satisfied	43.75%	21
Dissatisfied	14.58%	7
Strongly dissatisfied	2.08%	1
Don't know	31.25%	15
<b>TOTAL</b>		<b>48</b>

Q26 Elk Island Public Schools appreciates the opportunity to stay connected with parents about news, activities, programs and other matters of importance. What is your impression of the communication you receive from your child's school?

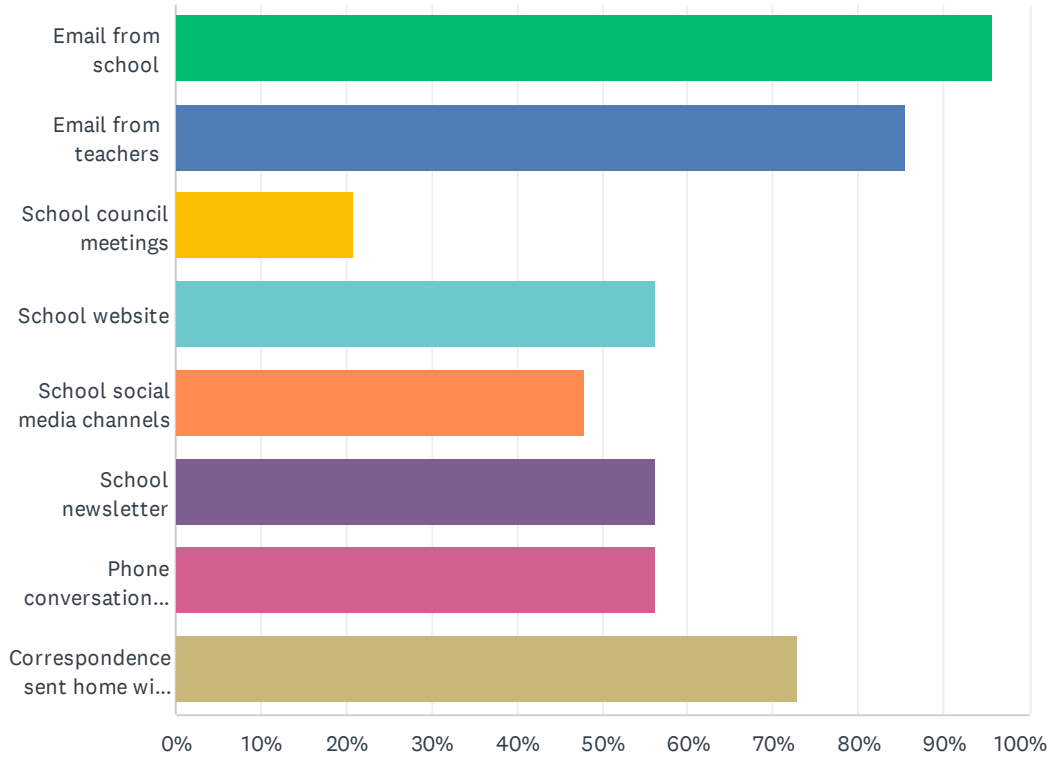
Answered: 48 Skipped: 8



ANSWER CHOICES	RESPONSES	
Keeps me fully informed	27.08%	13
Keeps me fairly well informed	45.83%	22
Keeps me adequately informed	16.67%	8
Gives me a limited amount of information	8.33%	4
I rarely receive the information I need	2.08%	1
<b>TOTAL</b>		<b>48</b>

## Q27 Do you regularly make use of the following to keep up to date on school activities, programs, etc.? Check all that apply.

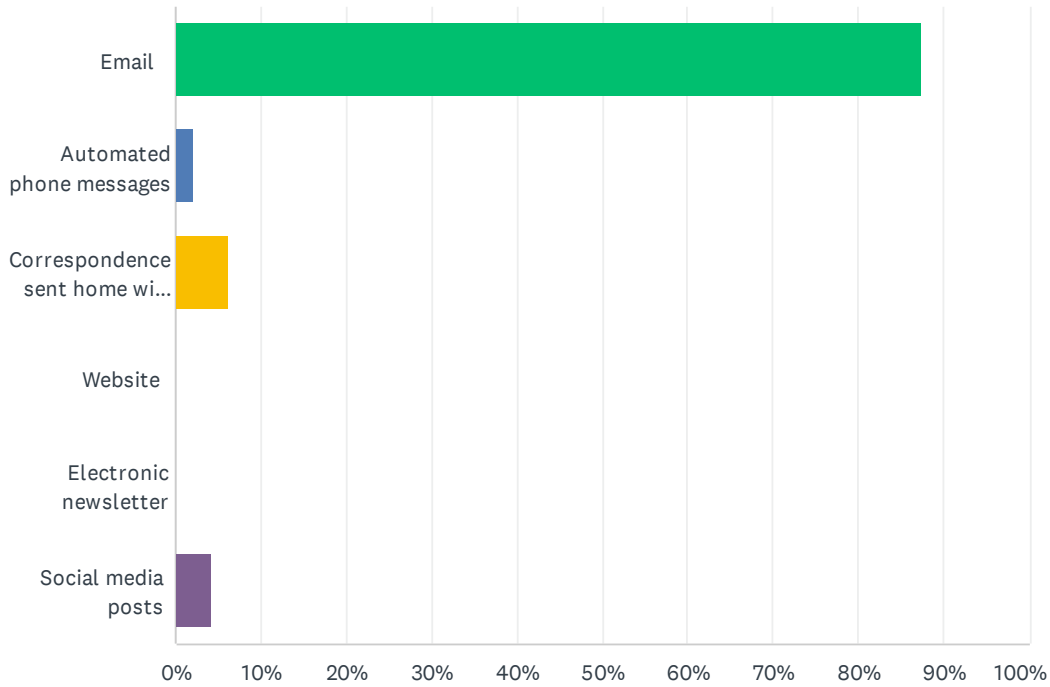
Answered: 48 Skipped: 8



ANSWER CHOICES	RESPONSES	
Email from school	95.83%	46
Email from teachers	85.42%	41
School council meetings	20.83%	10
School website	56.25%	27
School social media channels	47.92%	23
School newsletter	56.25%	27
Phone conversations with the school or teachers	56.25%	27
Correspondence sent home with my child	72.92%	35
Total Respondents: 48		

## Q28 What is your most preferred method of communication from the school and Division?

Answered: 48 Skipped: 8

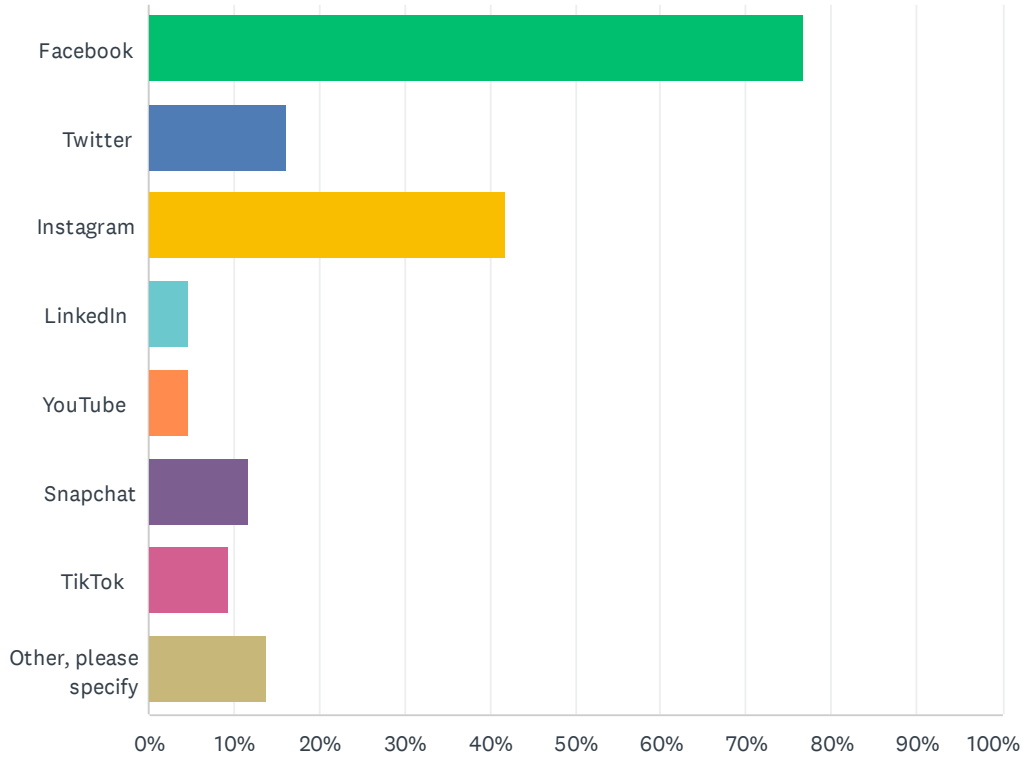


ANSWER CHOICES	RESPONSES	
Email	87.50%	42
Automated phone messages	2.08%	1
Correspondence sent home with my child	6.25%	3
Website	0.00%	0
Electronic newsletter	0.00%	0
Social media posts	4.17%	2
<b>TOTAL</b>		<b>48</b>



Q29 The Division and schools often share news and information on social media. Which of the following platforms do you use? Check all that apply.

Answered: 43 Skipped: 13



ANSWER CHOICES	RESPONSES
Facebook	76.74% 33
Twitter	16.28% 7
Instagram	41.86% 18
LinkedIn	4.65% 2
YouTube	4.65% 2
Snapchat	11.63% 5
TikTok	9.30% 4
Other, please specify	13.95% 6
Total Respondents: 43	

#	OTHER, PLEASE SPECIFY	DATE
1	none	3/13/2023 1:45 PM
2	none	3/13/2023 1:41 PM
3	none of them	3/6/2023 7:25 PM

## 2022-23 EIPS Annual Feedback Survey: Parents and Caregivers

4	None for school communication	3/4/2023 9:14 AM
5	none	3/2/2023 10:40 AM
6	None	3/1/2023 6:29 PM