


Q1 What school does your child currently attend?

Answered: 64 Skipped: 0



EIPS Parent Survey 2018-19



EIPS Parent Survey 2018-19

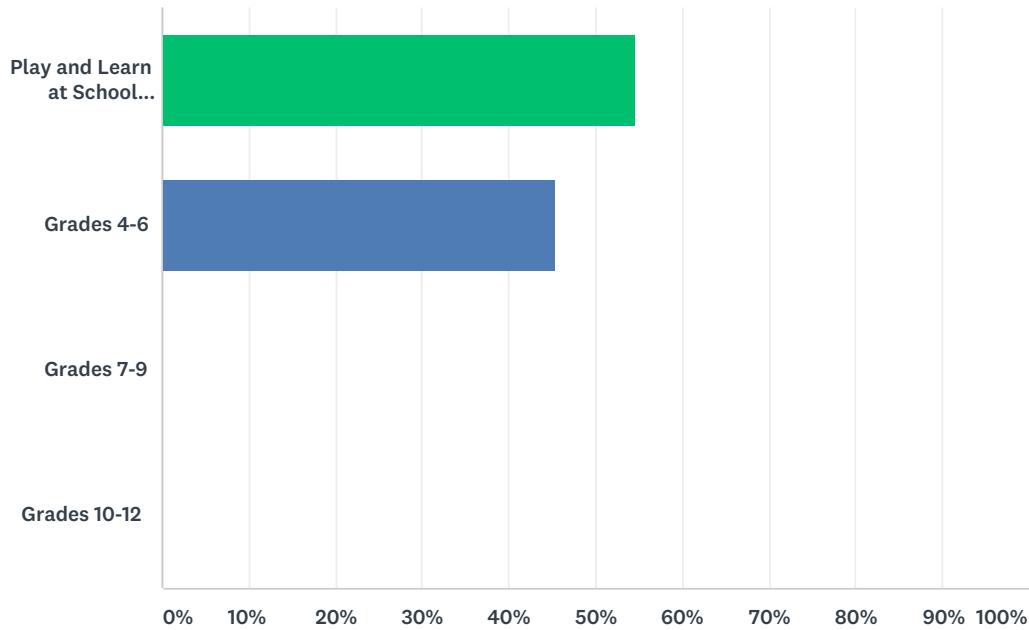
ANSWER CHOICES	RESPONSES	
A.L. Horton Elementary	0.00%	0
Andrew School	0.00%	0
Ardrossan Elementary	0.00%	0
Ardrossan Junior Senior High	0.00%	0
Bev Facey Community High	0.00%	0
Brentwood Elementary	0.00%	0
Bruderheim School	0.00%	0
Clover Bar Junior High	0.00%	0
Davidson Creek Elementary	0.00%	0
École Campbelltown	0.00%	0
École Parc Élémentaire	0.00%	0
F.R. Haythorne Junior High	0.00%	0
Fort Saskatchewan Christian	0.00%	0
Fort Saskatchewan Elementary	0.00%	0
Fort Saskatchewan Senior High	0.00%	0
Fultonvale Elementary Junior High	0.00%	0
Glen Allan Elementary	0.00%	0
James Mowat Elementary	0.00%	0
Lakeland Ridge	0.00%	0
Lamont Elementary	100.00%	64
Lamont High	0.00%	0
Mills Haven Elementary	0.00%	0
Mundare School	0.00%	0
Next Step/Outreach	0.00%	0
Pine Street Elementary	0.00%	0
Rudolph Hennig Junior High	0.00%	0
Salisbury Composite High	0.00%	0
Sherwood Heights Junior High	0.00%	0
SouthPointe School	0.00%	0
Strathcona Christian Academy Elementary	0.00%	0
Strathcona Christian Academy Secondary	0.00%	0
Uncas Elementary	0.00%	0
Vegreville Composite High	0.00%	0
Wes Hosford Elementary	0.00%	0

EIPS Parent Survey 2018-19

Westboro Elementary	0.00%	0
Win Ferguson Elementary	0.00%	0
Woodbridge Farms Elementary	0.00%	0
Wye Elementary	0.00%	0
TOTAL		64

Q2 What grade is your child currently in?

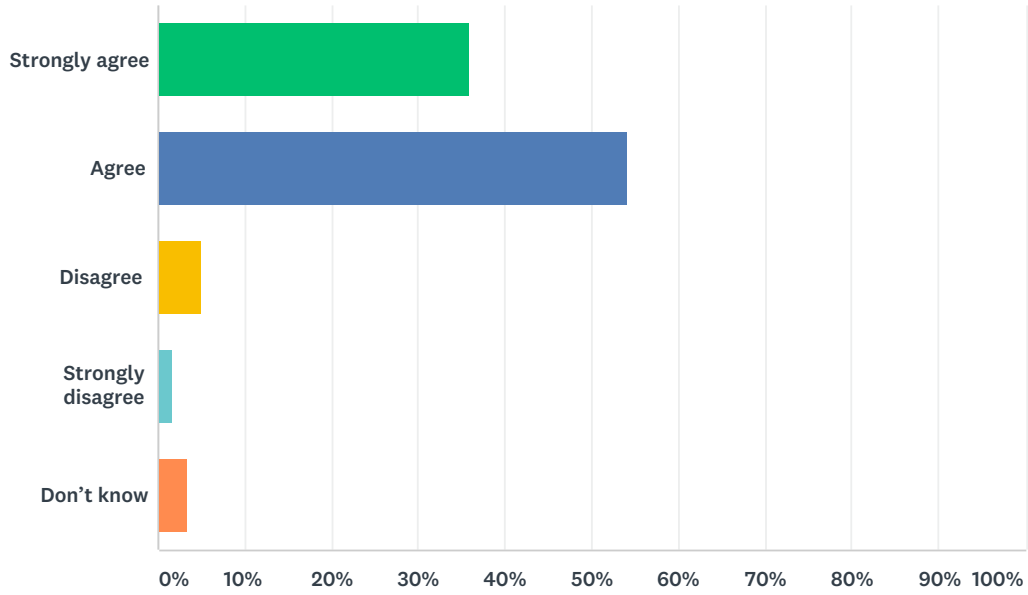
Answered: 64 Skipped: 0



ANSWER CHOICES	RESPONSES	
Play and Learn at School (PALS) Kindergarten Grades 1-3	54.69%	35
Grades 4-6	45.31%	29
Grades 7-9	0.00%	0
Grades 10-12	0.00%	0
TOTAL		64

Q3 My child's individual needs are met.

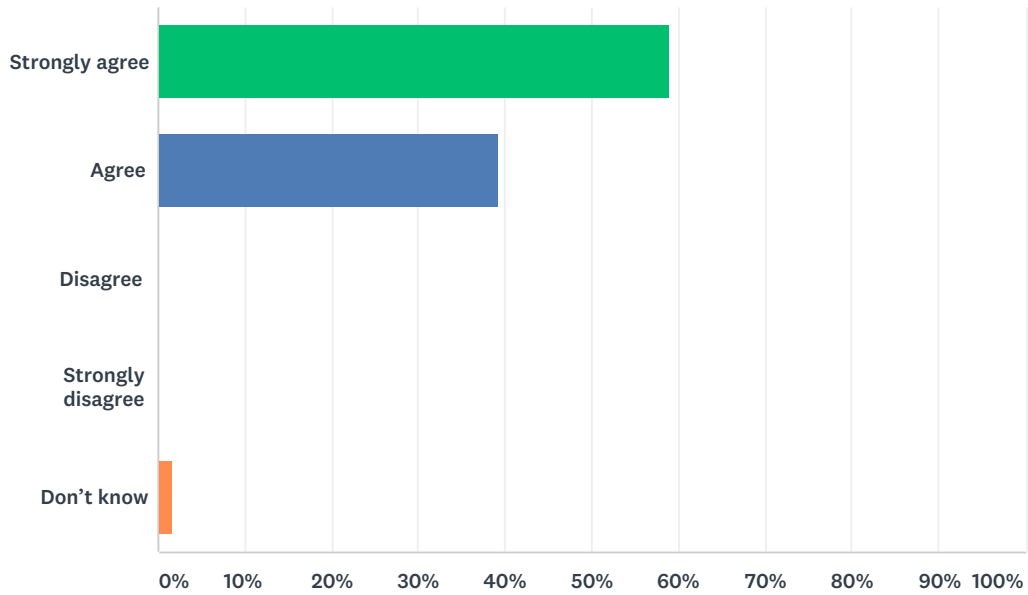
Answered: 61 Skipped: 3



ANSWER CHOICES	RESPONSES	
Strongly agree	36.07%	22
Agree	54.10%	33
Disagree	4.92%	3
Strongly disagree	1.64%	1
Don't know	3.28%	2
TOTAL		61

Q4 My child is encouraged at school to do his or her best.

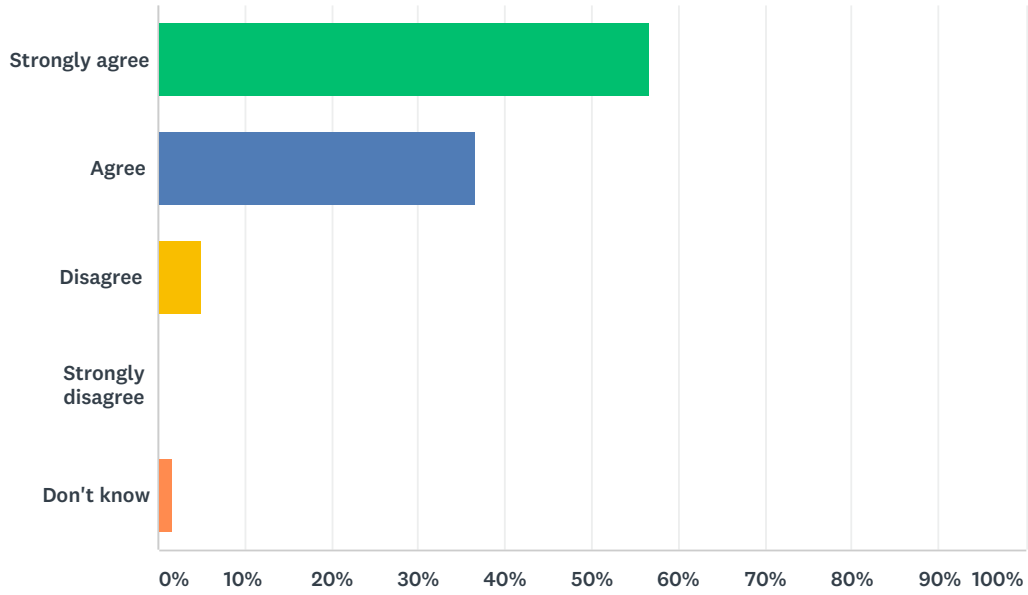
Answered: 61 Skipped: 3



ANSWER CHOICES	RESPONSES	
Strongly agree	59.02%	36
Agree	39.34%	24
Disagree	0.00%	0
Strongly disagree	0.00%	0
Don't know	1.64%	1
TOTAL		61

Q5 My child is demonstrating growth in literacy.

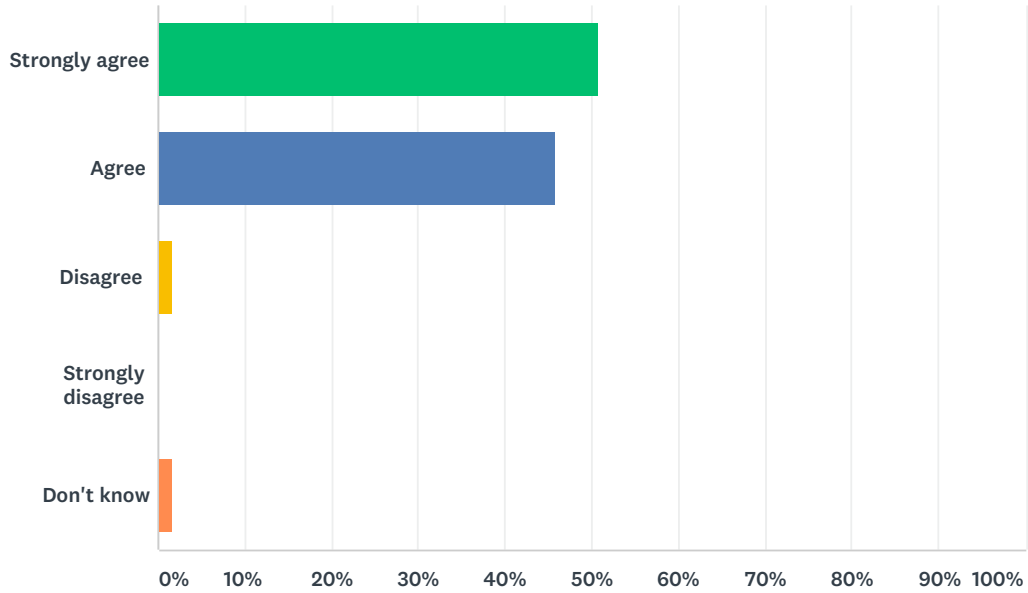
Answered: 60 Skipped: 4



ANSWER CHOICES	RESPONSES	
Strongly agree	56.67%	34
Agree	36.67%	22
Disagree	5.00%	3
Strongly disagree	0.00%	0
Don't know	1.67%	1
TOTAL		60

Q6 My child is demonstrating growth in numeracy.

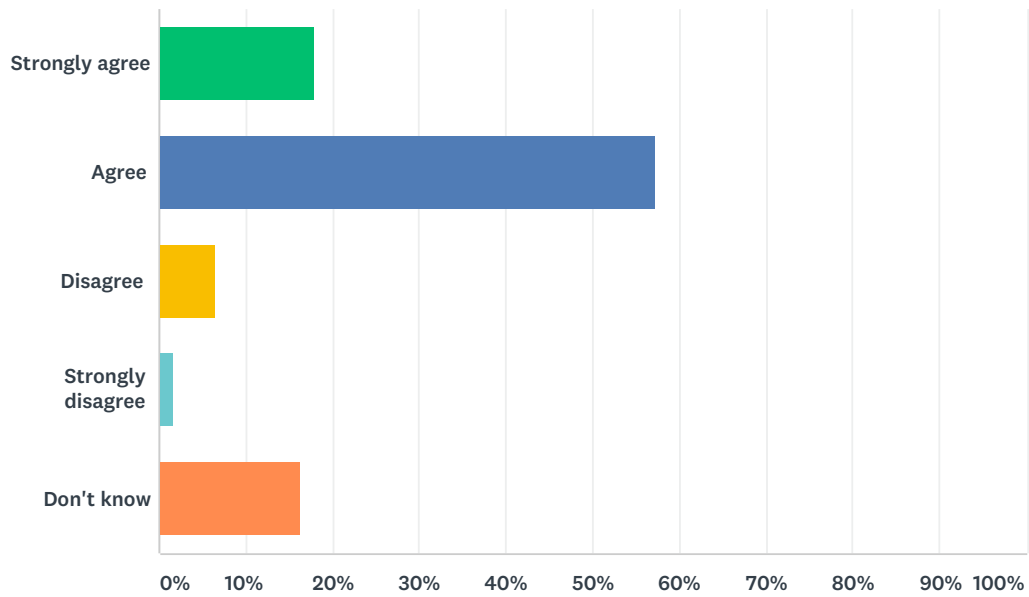
Answered: 61 Skipped: 3



ANSWER CHOICES	RESPONSES	
Strongly agree	50.82%	31
Agree	45.90%	28
Disagree	1.64%	1
Strongly disagree	0.00%	0
Don't know	1.64%	1
TOTAL		61

Q7 My child has an understanding of First Nations, Métis and Inuit culture and history.

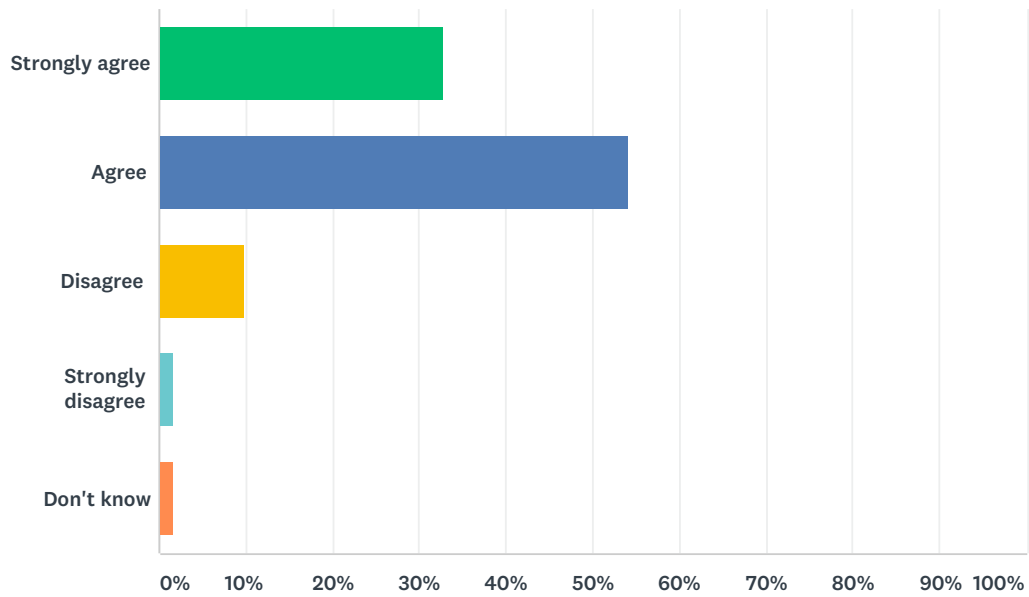
Answered: 61 Skipped: 3



ANSWER CHOICES	RESPONSES	
Strongly agree	18.03%	11
Agree	57.38%	35
Disagree	6.56%	4
Strongly disagree	1.64%	1
Don't know	16.39%	10
TOTAL		61

Q8 My child is being taught knowledge, skills and attitudes necessary to be successful in life.

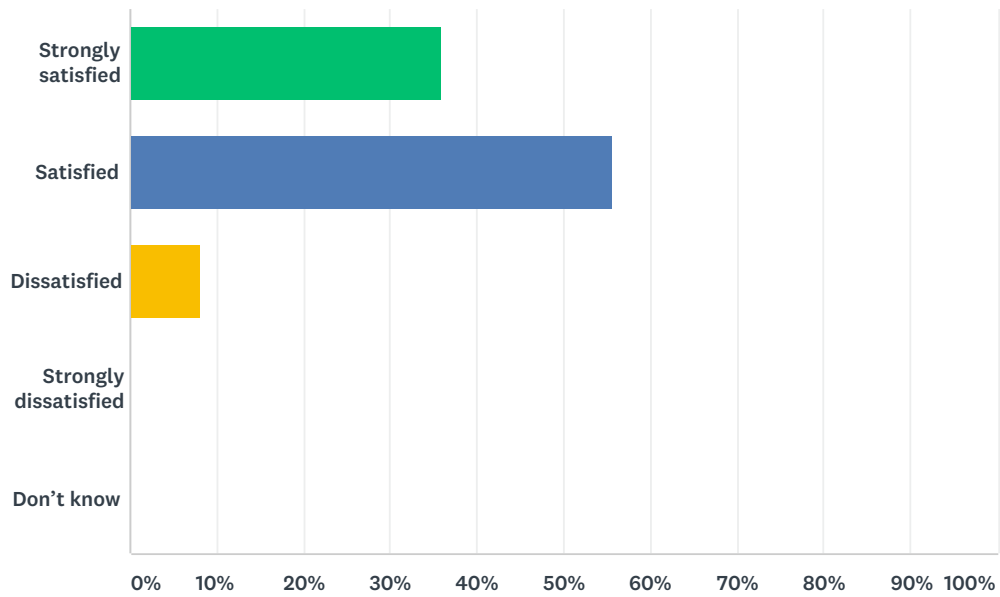
Answered: 61 Skipped: 3



ANSWER CHOICES	RESPONSES	
Strongly agree	32.79%	20
Agree	54.10%	33
Disagree	9.84%	6
Strongly disagree	1.64%	1
Don't know	1.64%	1
TOTAL		61

Q9 How satisfied are you with the quality of education your child is receiving at his or her school?

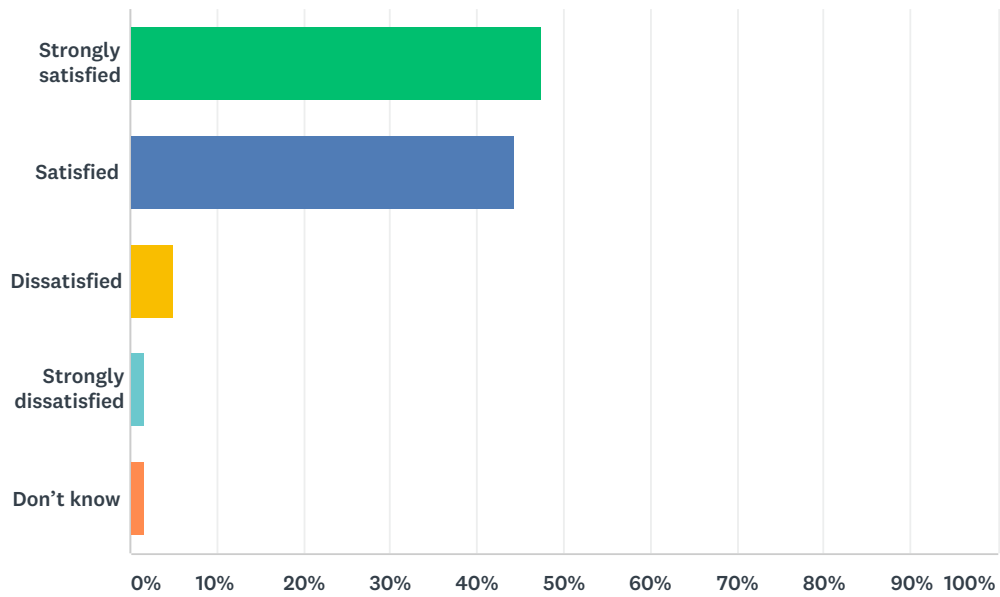
Answered: 61 Skipped: 3



ANSWER CHOICES	RESPONSES	
Strongly satisfied	36.07%	22
Satisfied	55.74%	34
Dissatisfied	8.20%	5
Strongly dissatisfied	0.00%	0
Don't know	0.00%	0
TOTAL		61

Q10 How satisfied are you with the quality of teaching at your child's school?

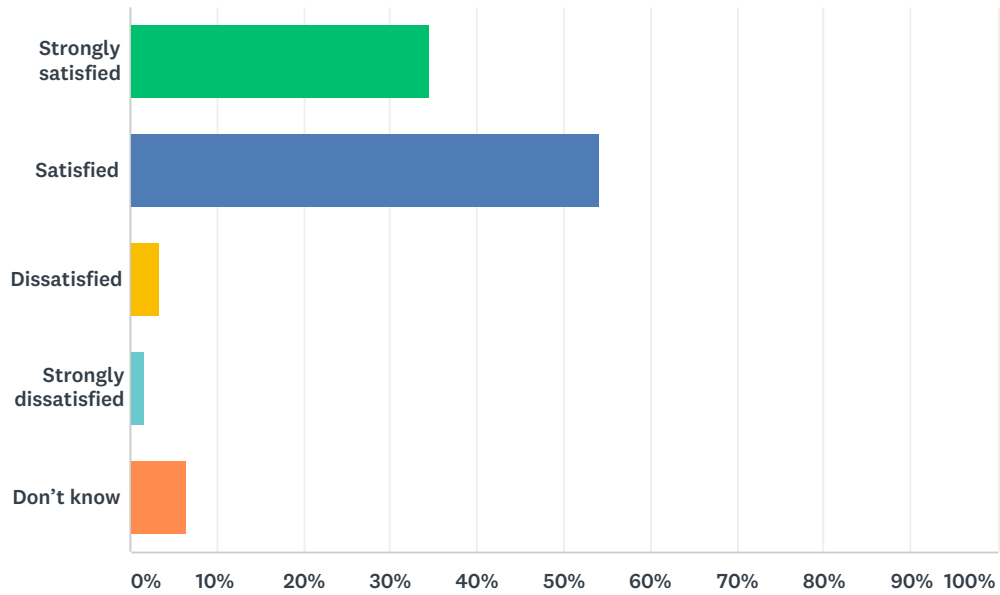
Answered: 61 Skipped: 3



ANSWER CHOICES	RESPONSES	
Strongly satisfied	47.54%	29
Satisfied	44.26%	27
Dissatisfied	4.92%	3
Strongly dissatisfied	1.64%	1
Don't know	1.64%	1
TOTAL		61

Q11 How satisfied are you with the leadership in your child's school?

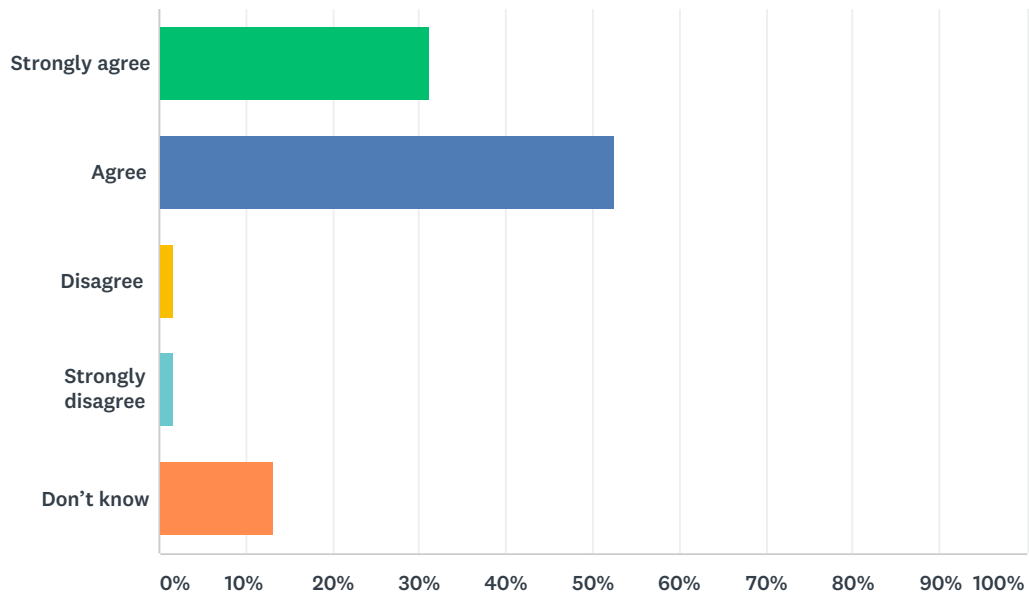
Answered: 61 Skipped: 3



ANSWER CHOICES	RESPONSES	
Strongly satisfied	34.43%	21
Satisfied	54.10%	33
Dissatisfied	3.28%	2
Strongly dissatisfied	1.64%	1
Don't know	6.56%	4
TOTAL		61

Q12 The rights and responsibilities of citizenship are reinforced in my child's school.

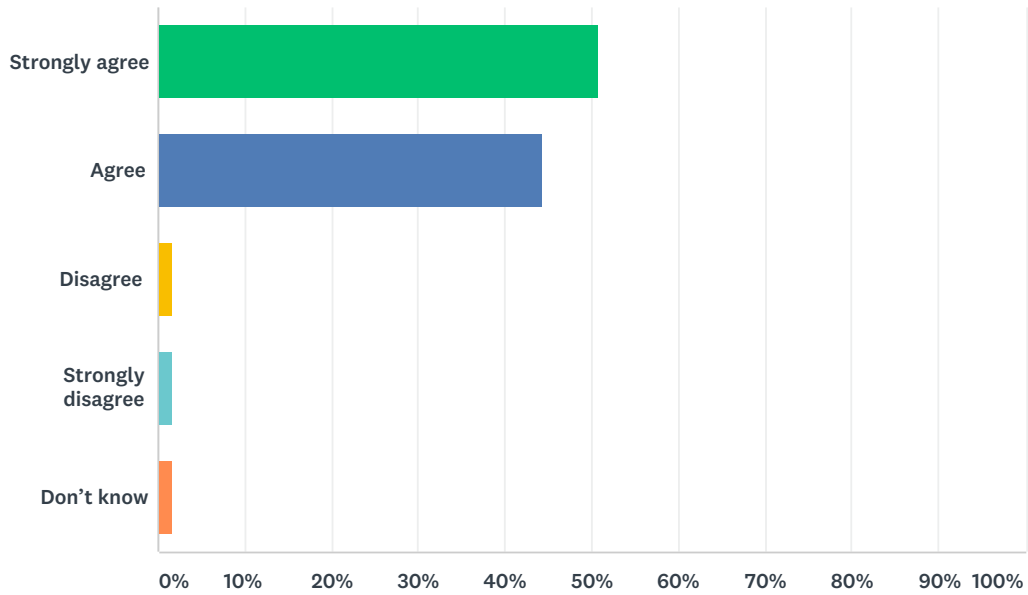
Answered: 61 Skipped: 3



ANSWER CHOICES	RESPONSES	
Strongly agree	31.15%	19
Agree	52.46%	32
Disagree	1.64%	1
Strongly disagree	1.64%	1
Don't know	13.11%	8
TOTAL		61

Q13 The school staff care about my child.

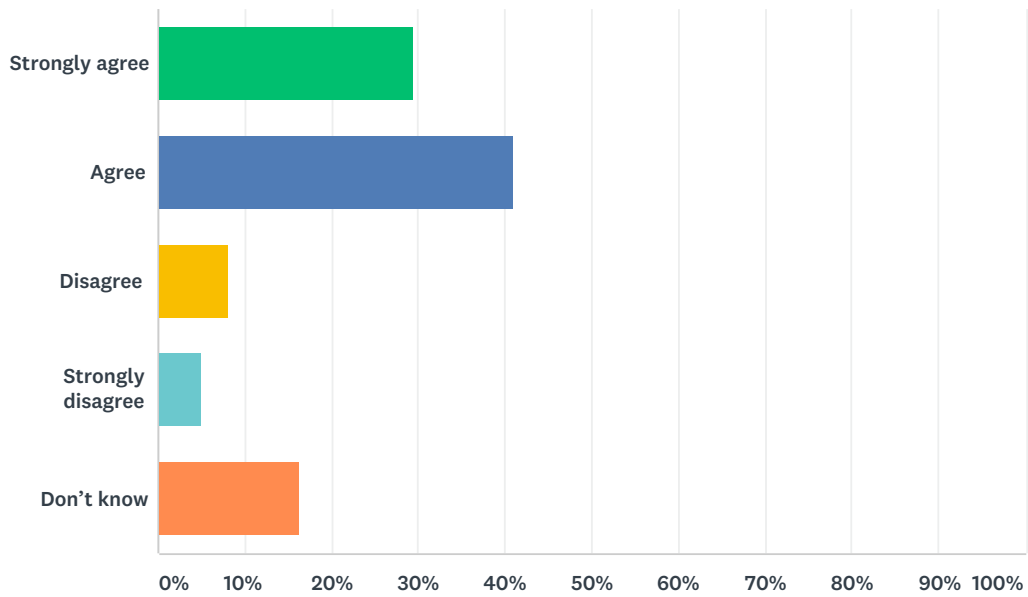
Answered: 61 Skipped: 3



ANSWER CHOICES	RESPONSES	
Strongly agree	50.82%	31
Agree	44.26%	27
Disagree	1.64%	1
Strongly disagree	1.64%	1
Don't know	1.64%	1
TOTAL		61

Q14 Discipline is handled in a fair and reasonable manner in my child's school.

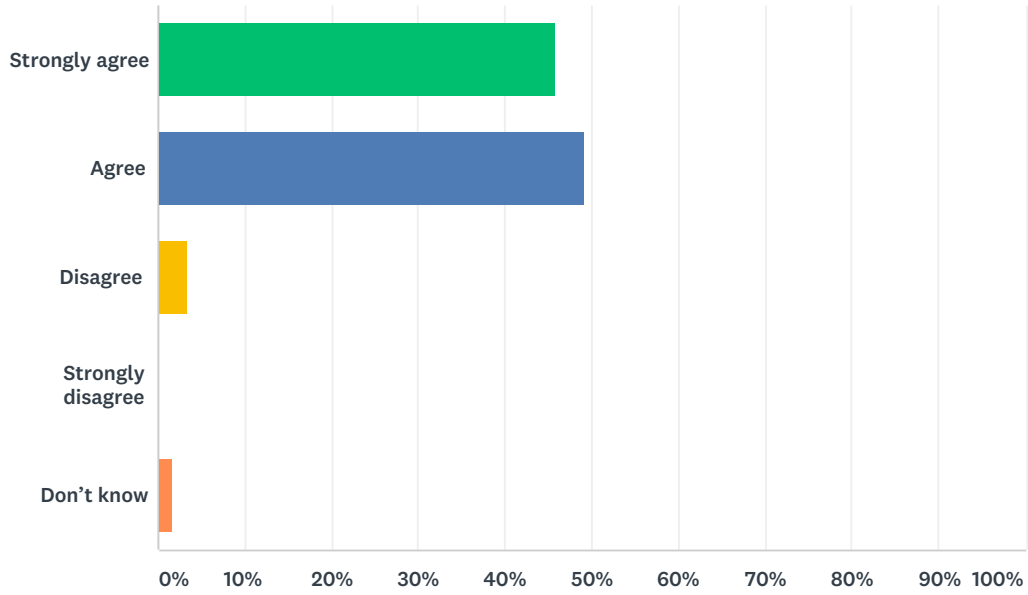
Answered: 61 Skipped: 3



ANSWER CHOICES	RESPONSES	
Strongly agree	29.51%	18
Agree	40.98%	25
Disagree	8.20%	5
Strongly disagree	4.92%	3
Don't know	16.39%	10
TOTAL		61

Q15 My child's school is safe.

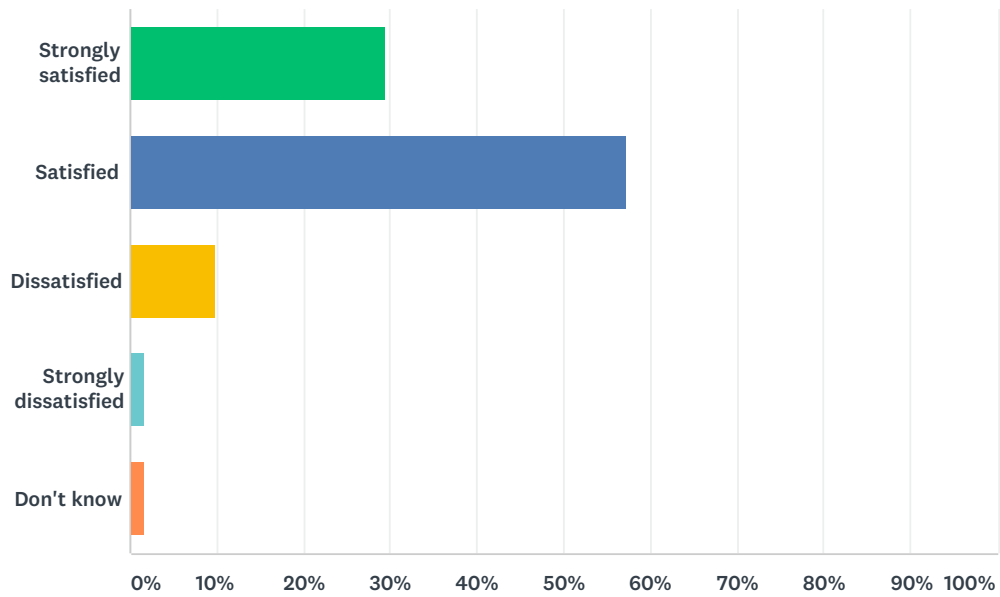
Answered: 61 Skipped: 3



ANSWER CHOICES	RESPONSES	
Strongly agree	45.90%	28
Agree	49.18%	30
Disagree	3.28%	2
Strongly disagree	0.00%	0
Don't know	1.64%	1
TOTAL		61

Q16 How satisfied are you with the resources available to support your child's learning?

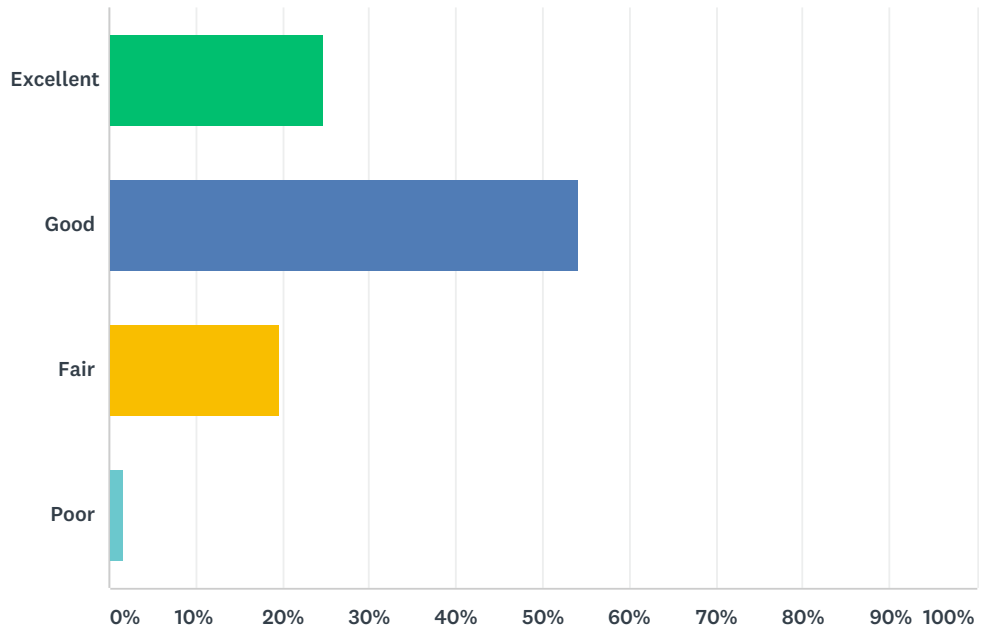
Answered: 61 Skipped: 3



ANSWER CHOICES	RESPONSES	
Strongly satisfied	29.51%	18
Satisfied	57.38%	35
Dissatisfied	9.84%	6
Strongly dissatisfied	1.64%	1
Don't know	1.64%	1
TOTAL		61

Q17 How would you rate the physical condition of your child's school?

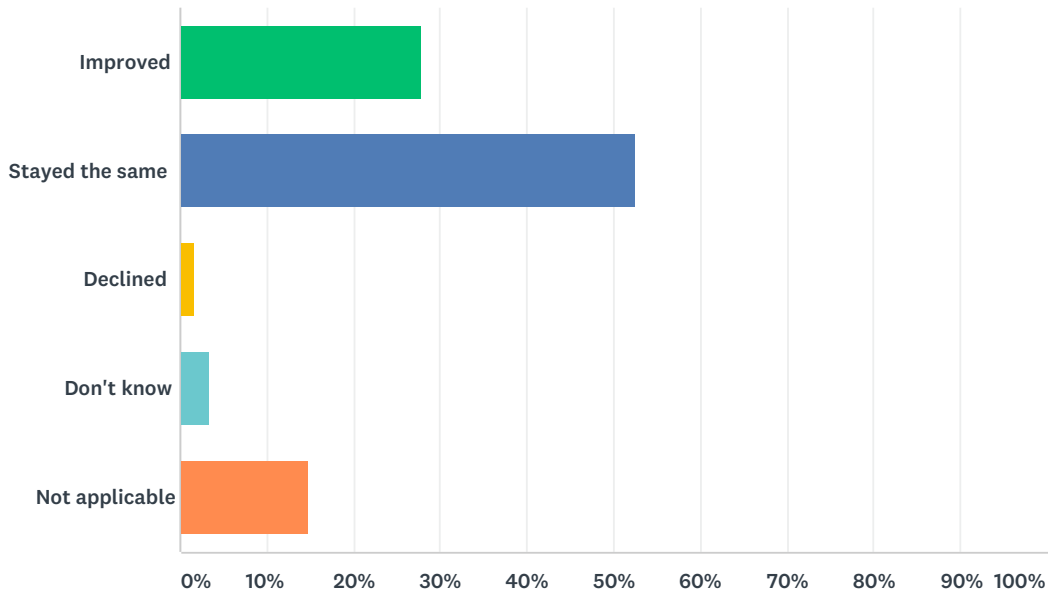
Answered: 61 Skipped: 3



ANSWER CHOICES	RESPONSES	
Excellent	24.59%	15
Good	54.10%	33
Fair	19.67%	12
Poor	1.64%	1
TOTAL		61

Q18 In your opinion, has the quality of education your child has experienced at school improved, stayed the same or declined in the past three years?

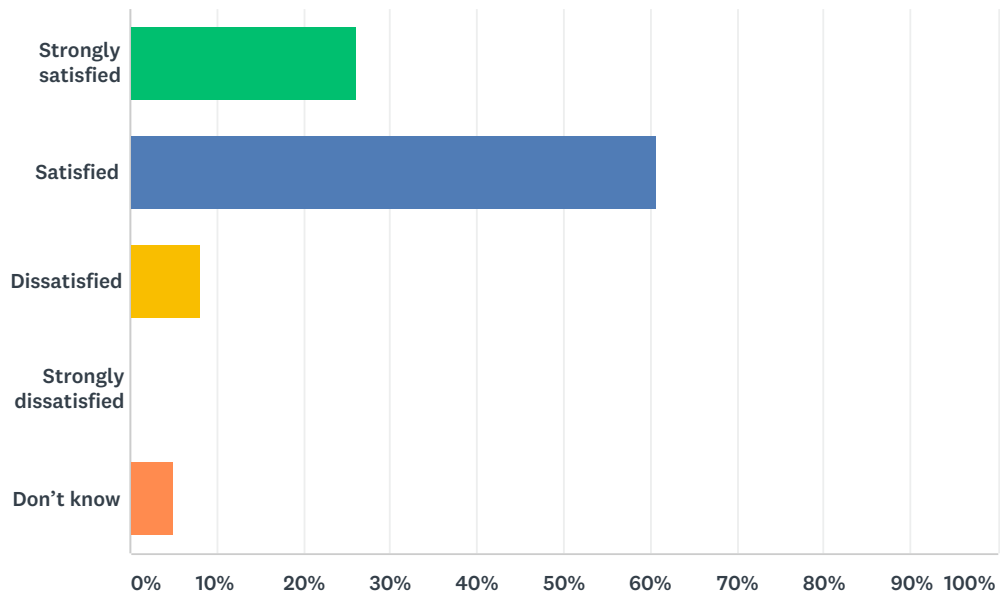
Answered: 61 Skipped: 3



ANSWER CHOICES	RESPONSES	
Improved	27.87%	17
Stayed the same	52.46%	32
Declined	1.64%	1
Don't know	3.28%	2
Not applicable	14.75%	9
TOTAL		61

Q19 How satisfied are you with the opportunity to be involved in decisions at your child's school?

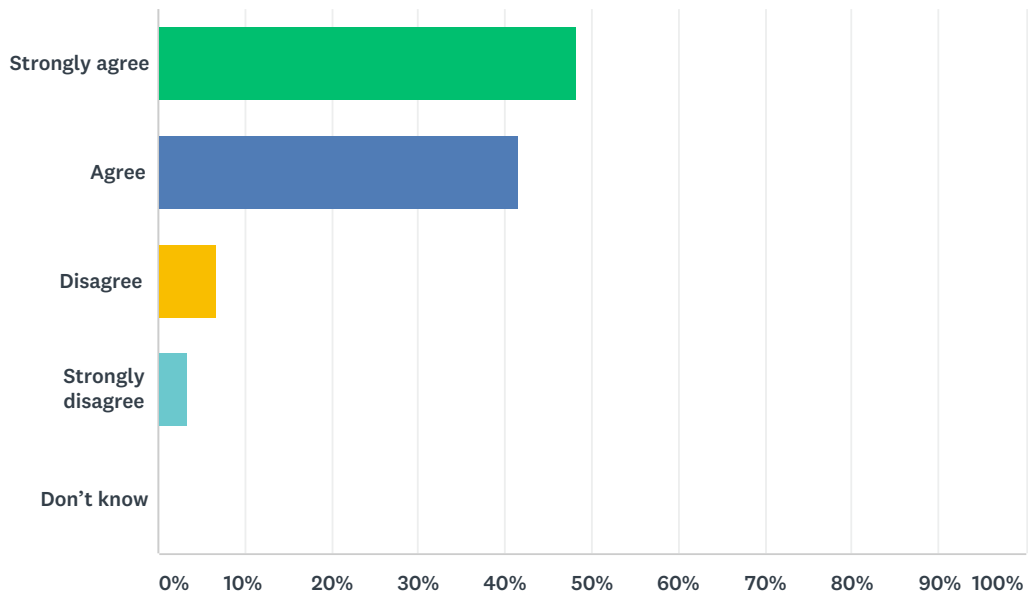
Answered: 61 Skipped: 3



ANSWER CHOICES	RESPONSES	
Strongly satisfied	26.23%	16
Satisfied	60.66%	37
Dissatisfied	8.20%	5
Strongly dissatisfied	0.00%	0
Don't know	4.92%	3
TOTAL		61

Q20 The school keeps me informed about my child's progress and achievement.

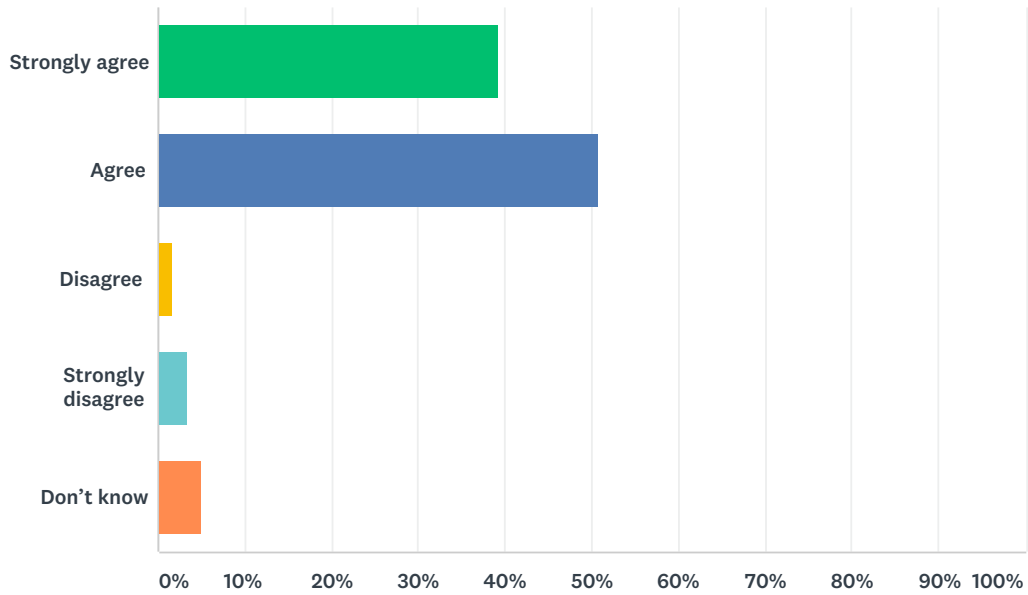
Answered: 60 Skipped: 4



ANSWER CHOICES	RESPONSES	
Strongly agree	48.33%	29
Agree	41.67%	25
Disagree	6.67%	4
Strongly disagree	3.33%	2
Don't know	0.00%	0
TOTAL		60

Q21 There is open and honest communication within my child's school.

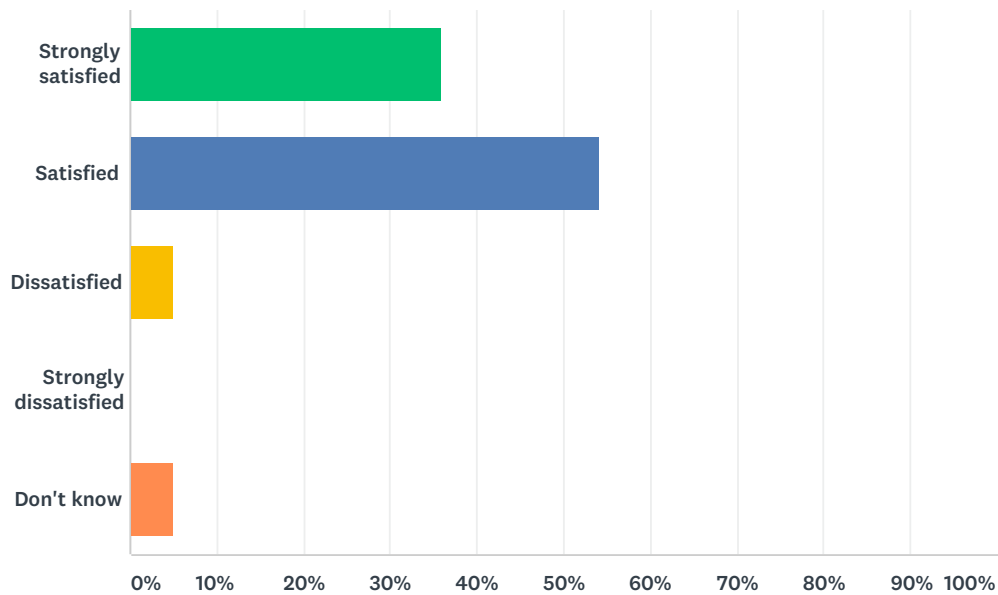
Answered: 61 Skipped: 3



ANSWER CHOICES	RESPONSES	
Strongly agree	39.34%	24
Agree	50.82%	31
Disagree	1.64%	1
Strongly disagree	3.28%	2
Don't know	4.92%	3
TOTAL		61

Q22 How satisfied are you with the community partnerships that may be established at your school? For example: Saffron, KEYS program, Green Certificate, lunch programs, after-school programs, RAP, Tools for School, Scratch Day, Entrepreneurial Adventure, scholarships/grants, etc.

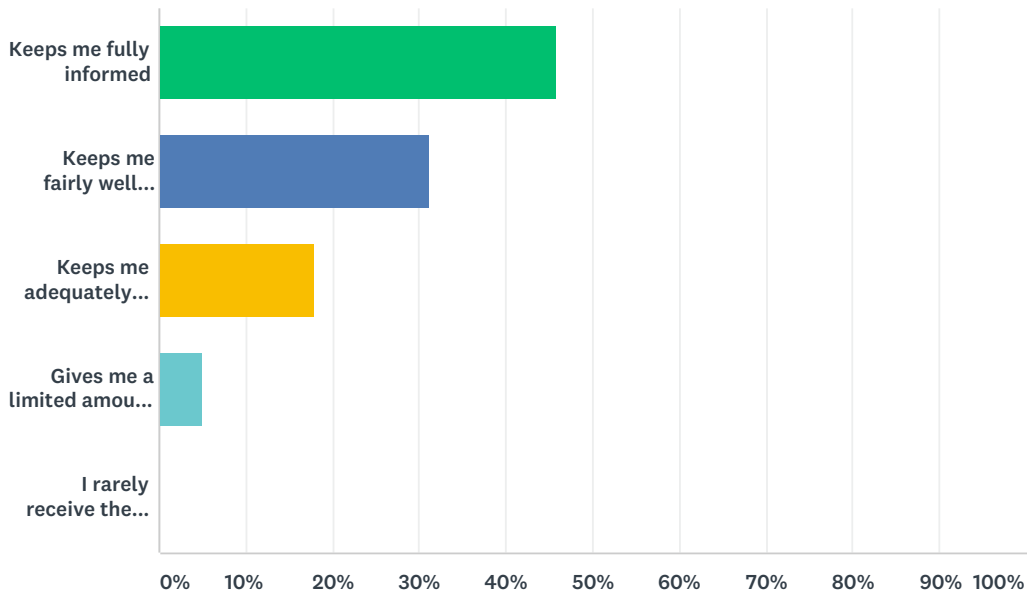
Answered: 61 Skipped: 3



ANSWER CHOICES	RESPONSES	
Strongly satisfied	36.07%	22
Satisfied	54.10%	33
Dissatisfied	4.92%	3
Strongly dissatisfied	0.00%	0
Don't know	4.92%	3
TOTAL		61

Q23 Elk Island Public Schools appreciates the opportunity to stay connected with parents about news, activities, programs and other matters of importance. What is your impression of the communication you receive from your child's school?

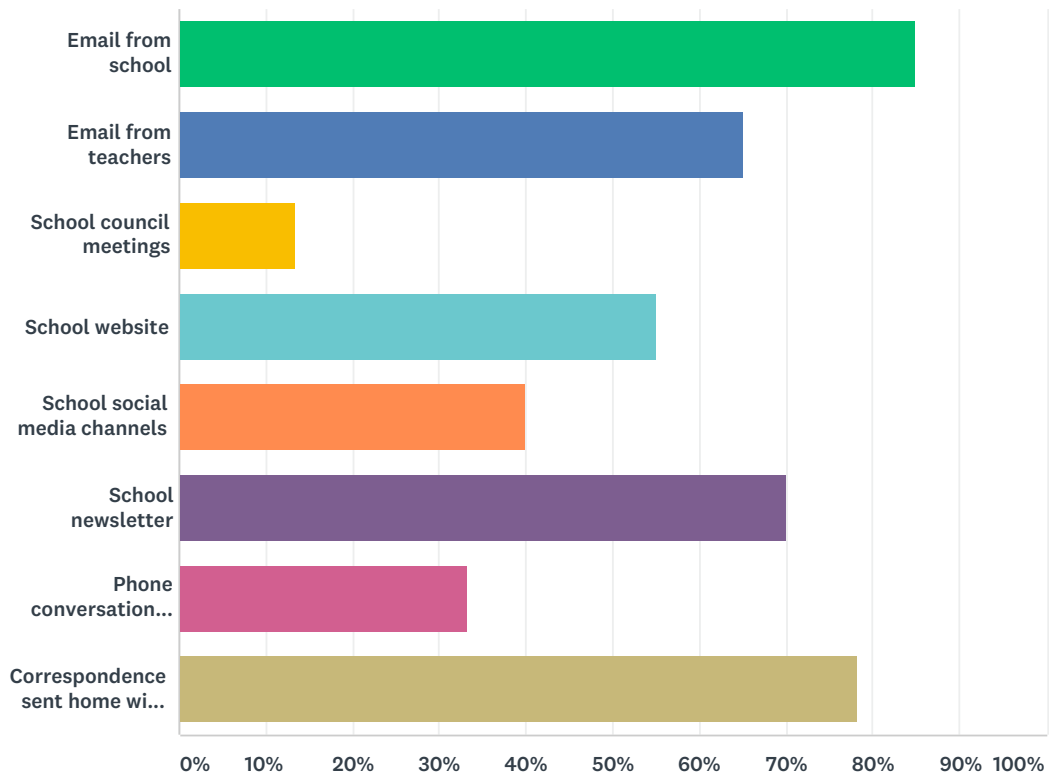
Answered: 61 Skipped: 3



ANSWER CHOICES	RESPONSES	
Keeps me fully informed	45.90%	28
Keeps me fairly well informed	31.15%	19
Keeps me adequately informed	18.03%	11
Gives me a limited amount of information	4.92%	3
I rarely receive the information I need	0.00%	0
TOTAL		61

Q24 Do you regularly make use of the following to keep up to date on school activities, programs, etc.? Check all that apply.

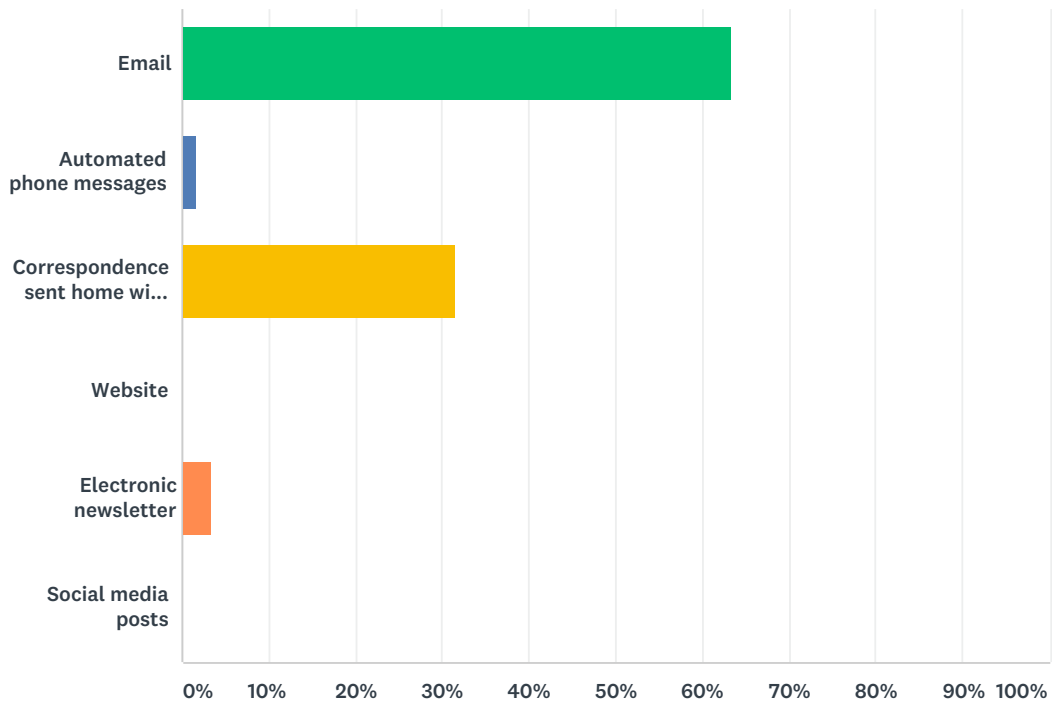
Answered: 60 Skipped: 4



ANSWER CHOICES	RESPONSES	
Email from school	85.00%	51
Email from teachers	65.00%	39
School council meetings	13.33%	8
School website	55.00%	33
School social media channels	40.00%	24
School newsletter	70.00%	42
Phone conversations with the school or teachers	33.33%	20
Correspondence sent home with your child	78.33%	47
Total Respondents: 60		

Q25 What is your most preferred method of communication from the school and Division?

Answered: 60 Skipped: 4

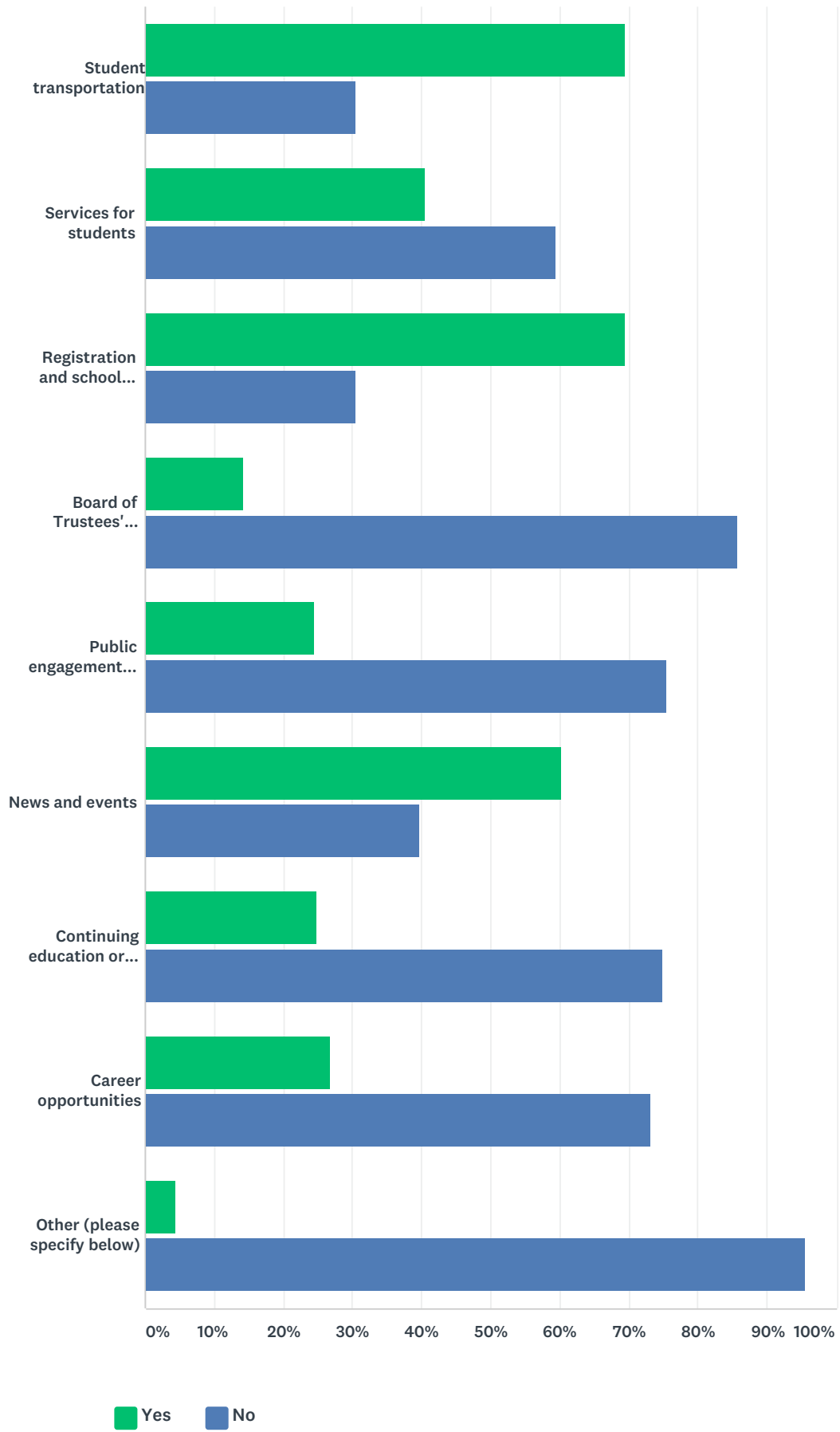


ANSWER CHOICES	RESPONSES	
Email	63.33%	38
Automated phone messages	1.67%	1
Correspondence sent home with your child	31.67%	19
Website	0.00%	0
Electronic newsletter	3.33%	2
Social media posts	0.00%	0
TOTAL		60

Q26 Do you visit the Division website (www.eips.ca) for information on:

Answered: 60 Skipped: 4

EIPS Parent Survey 2018-19



■ Yes
 ■ No

	YES	NO	TOTAL	WEIGHTED AVERAGE
--	-----	----	-------	------------------

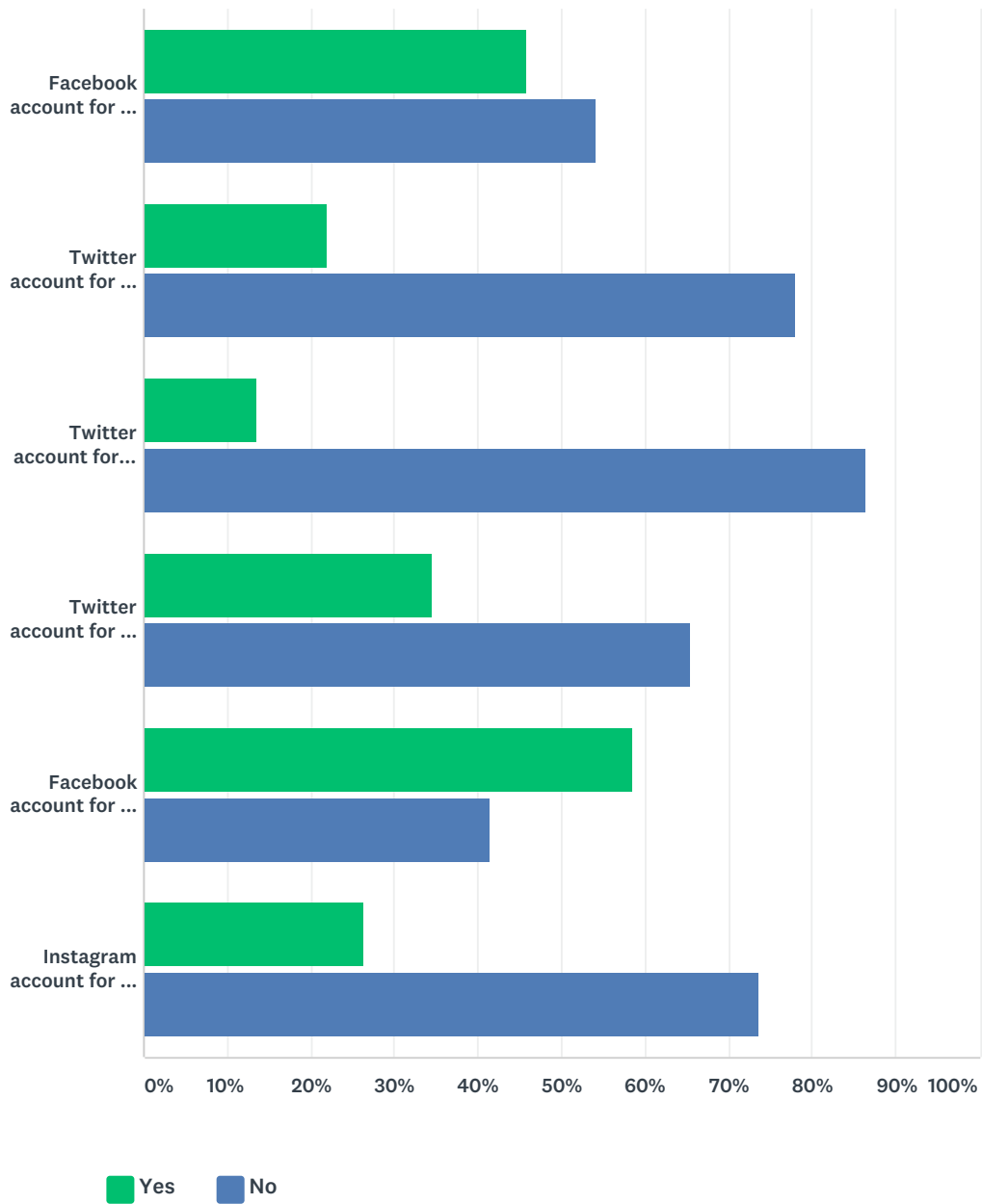
EIPS Parent Survey 2018-19

Student transportation	69.49% 41	30.51% 18	59	1.69
Services for students	40.68% 24	59.32% 35	59	1.41
Registration and school boundaries	69.49% 41	30.51% 18	59	1.69
Board of Trustees' meetings	14.29% 8	85.71% 48	56	1.14
Public engagement initiatives	24.56% 14	75.44% 43	57	1.25
News and events	60.34% 35	39.66% 23	58	1.60
Continuing education or summer courses	25.00% 14	75.00% 42	56	1.25
Career opportunities	26.79% 15	73.21% 41	56	1.27
Other (please specify below)	4.35% 2	95.65% 44	46	1.04

#	OTHER:	DATE
1	Division calendar	3/11/2019 4:16 PM

Q27 The Division and schools often share news and information on social media. Do you follow:

Answered: 60 Skipped: 4



	YES	NO	TOTAL	WEIGHTED AVERAGE
Facebook account for the Division (Facebook.com/ElkIslandPublicSchools)	45.76% 27	54.24% 32	59	1.46
Twitter account for the Division (@eips)	22.03% 13	77.97% 46	59	1.22
Twitter account for EIPS Student Transportation (@eipsST)	13.56% 8	86.44% 51	59	1.14
Twitter account for my child's school	34.48% 20	65.52% 38	58	1.34

EIPS Parent Survey 2018-19

Facebook account for my child's school, if applicable	58.62%	41.38%		
	34	24	58	1.59
<hr/>				
Instagram account for my child's school, if applicable	26.32%	73.68%		
	15	42	57	1.26