



Q1 Please indicate the school your child attends.

Answered: 39 Skipped: 0



EIPS Parent Survey November 2015



Answer Choices	Responses
----------------	-----------

EIPS Parent Survey November 2015

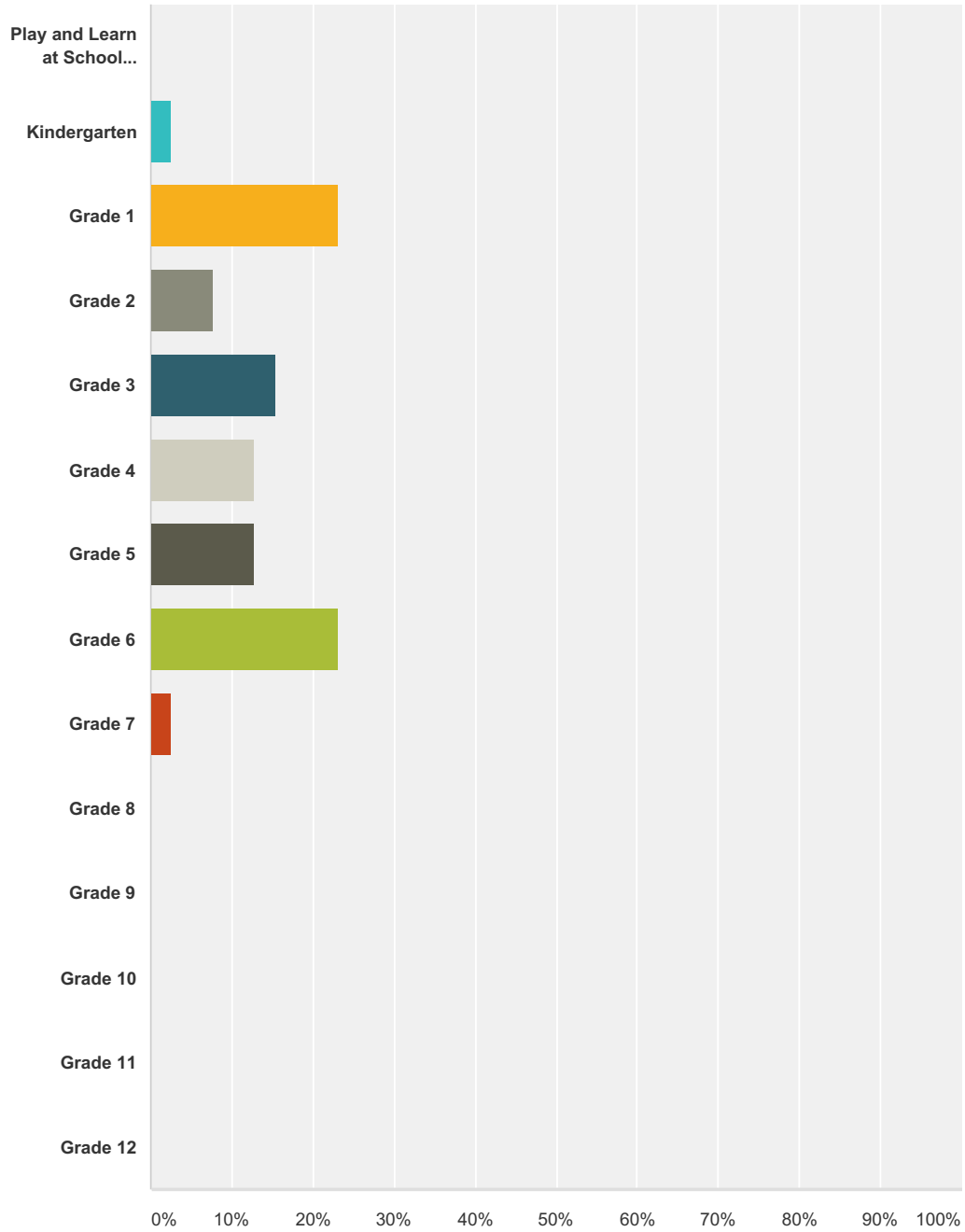
Lamont Elementary	100.00%	39
A.L. Horton	0.00%	0
Andrew	0.00%	0
Ardrossan Elementary	0.00%	0
Ardrossan Junior Senior	0.00%	0
Bev Facey	0.00%	0
Brentwood	0.00%	0
Bruderheim	0.00%	0
Clover Bar	0.00%	0
Ecole Campbelltown	0.00%	0
Ecole Parc	0.00%	0
F.R. Haythorne	0.00%	0
Ft. Sask. Christian	0.00%	0
Ft. Sask. Elementary	0.00%	0
Ft. Sask. Sr. High	0.00%	0
Fultonvale	0.00%	0
Glen Allan	0.00%	0
James Mowat	0.00%	0
Lakeland Ridge	0.00%	0
Lamont High	0.00%	0
Mills Haven	0.00%	0
Ministik	0.00%	0
Mundare	0.00%	0
NextStep/Outreach	0.00%	0
Pine Street	0.00%	0
Rudolph Hennig	0.00%	0
Salisbury	0.00%	0
Sherwood Heights	0.00%	0
SCA Elementary	0.00%	0
SCA Secondary	0.00%	0
Uncas	0.00%	0
Vegreville Composite	0.00%	0
Wes Hosford	0.00%	0
Westboro	0.00%	0

EIPS Parent Survey November 2015

Win Ferguson	0.00%	0
Woodbridge Farms	0.00%	0
Wye	0.00%	0
Total		39

Q2 Please indicate your child's grade.

Answered: 39 Skipped: 0



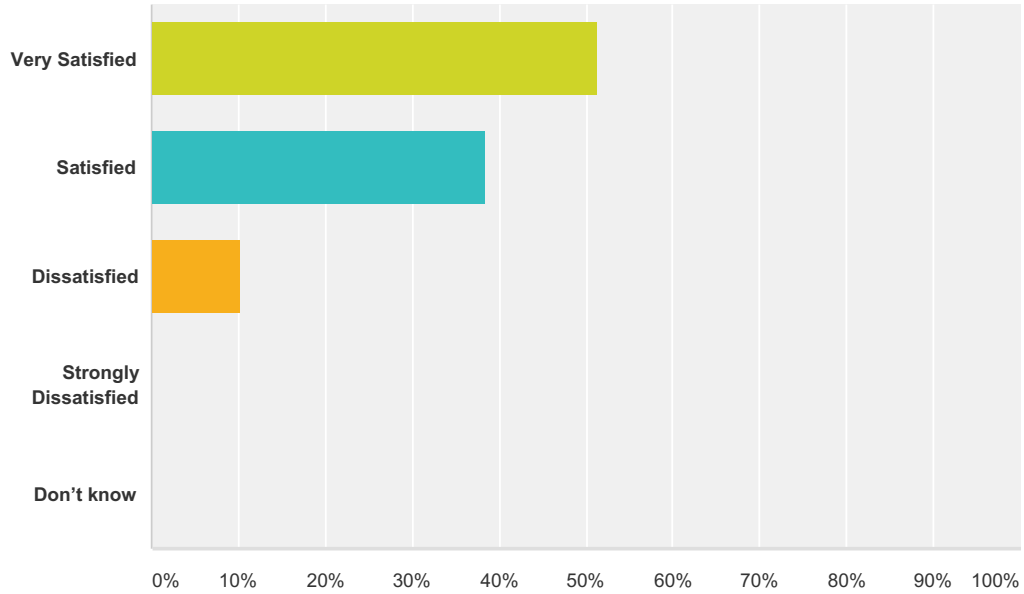
Answer Choices	Responses
Play and Learn at School (PALS)	0.00% 0
Kindergarten	2.56% 1
Grade 1	23.08% 9
Grade 2	7.69% 3
Grade 3	15.38% 6

EIPS Parent Survey November 2015

Grade 4	12.82%	5
Grade 5	12.82%	5
Grade 6	23.08%	9
Grade 7	2.56%	1
Grade 8	0.00%	0
Grade 9	0.00%	0
Grade 10	0.00%	0
Grade 11	0.00%	0
Grade 12	0.00%	0
Total		39

Q3 How satisfied are you with the quality of education that your child is receiving at his/her school?

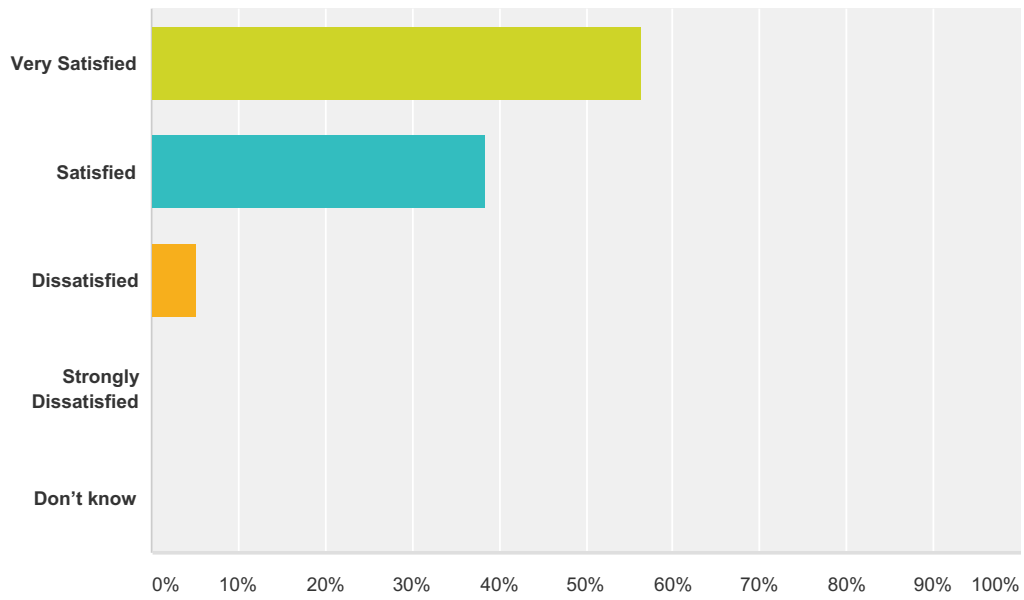
Answered: 39 Skipped: 0



Answer Choices	Responses	
Very Satisfied	51.28%	20
Satisfied	38.46%	15
Dissatisfied	10.26%	4
Strongly Dissatisfied	0.00%	0
Don't know	0.00%	0
Total		39

Q4 How satisfied are you with the quality of teaching at your child's school?

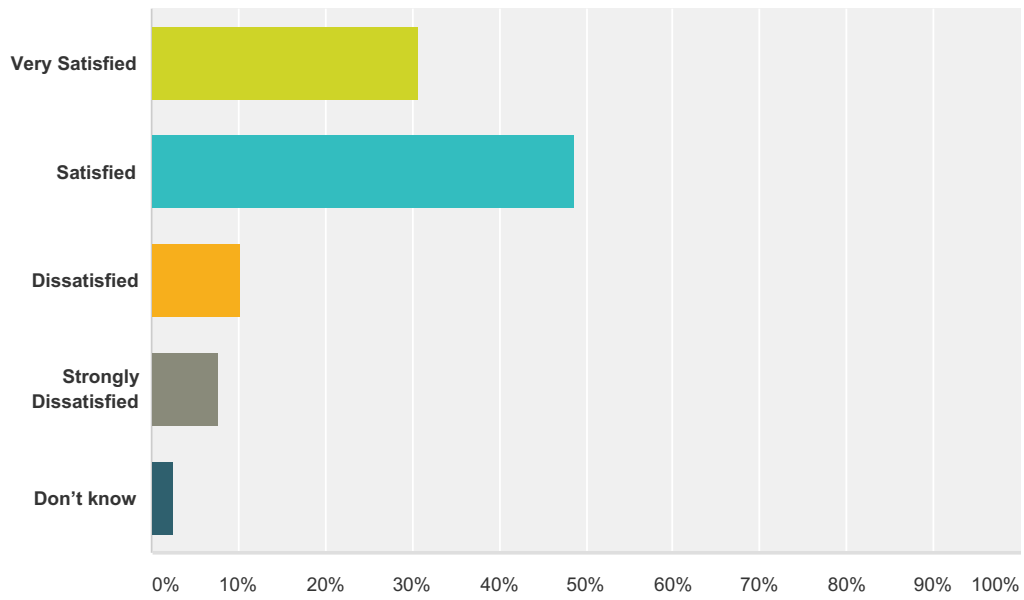
Answered: 39 Skipped: 0



Answer Choices	Responses	Count
Very Satisfied	56.41%	22
Satisfied	38.46%	15
Dissatisfied	5.13%	2
Strongly Dissatisfied	0.00%	0
Don't know	0.00%	0
Total		39

Q5 How satisfied are you with the leadership in your child's school?

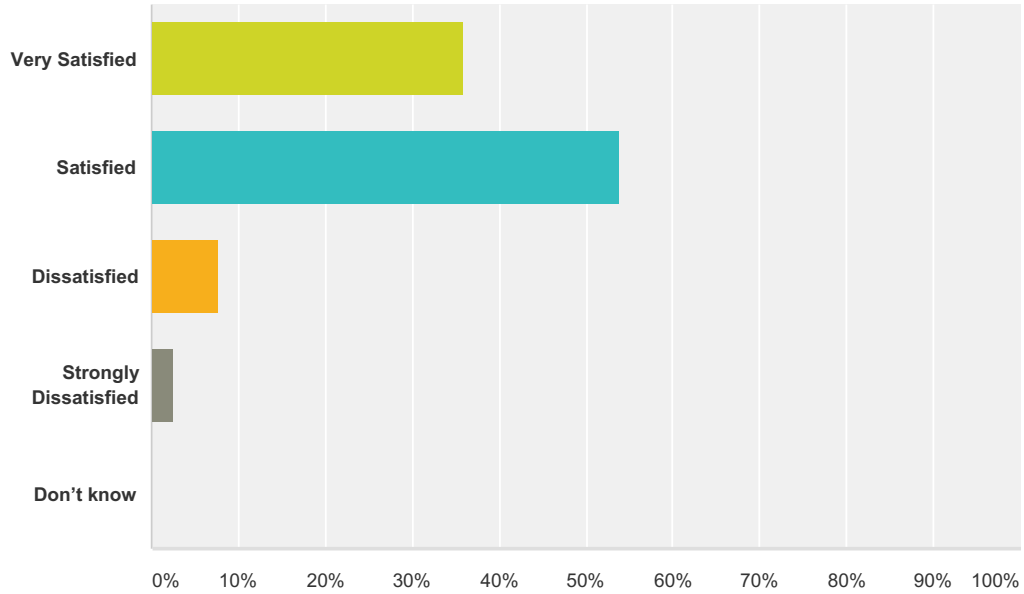
Answered: 39 Skipped: 0



Answer Choices	Responses	Count
Very Satisfied	30.77%	12
Satisfied	48.72%	19
Dissatisfied	10.26%	4
Strongly Dissatisfied	7.69%	3
Don't know	2.56%	1
Total		39

Q6 How satisfied are you with the opportunity to be involved in decisions at your child's school?

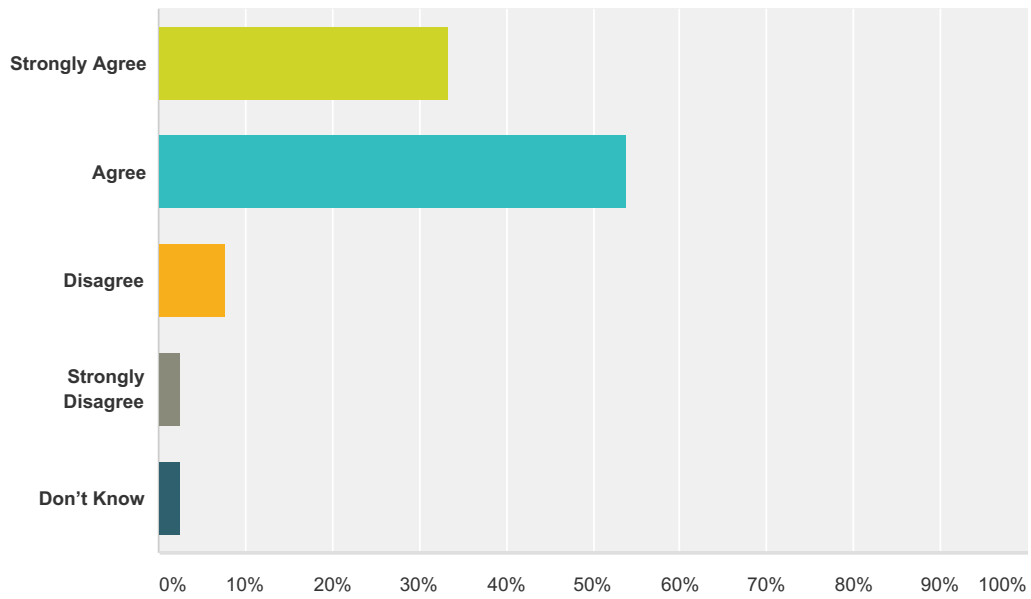
Answered: 39 Skipped: 0



Answer Choices	Responses	
Very Satisfied	35.90%	14
Satisfied	53.85%	21
Dissatisfied	7.69%	3
Strongly Dissatisfied	2.56%	1
Don't know	0.00%	0
Total		39

Q7 My child's individual needs are met.

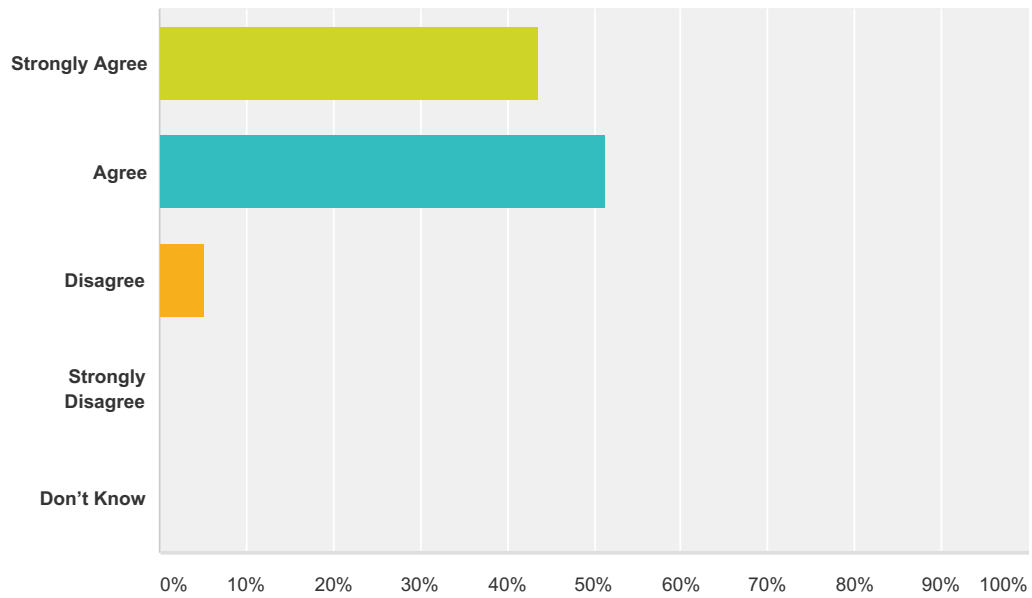
Answered: 39 Skipped: 0



Answer Choices	Responses	
Strongly Agree	33.33%	13
Agree	53.85%	21
Disagree	7.69%	3
Strongly Disagree	2.56%	1
Don't Know	2.56%	1
Total		39

Q8 The school keeps me informed about my child's progress and achievement.

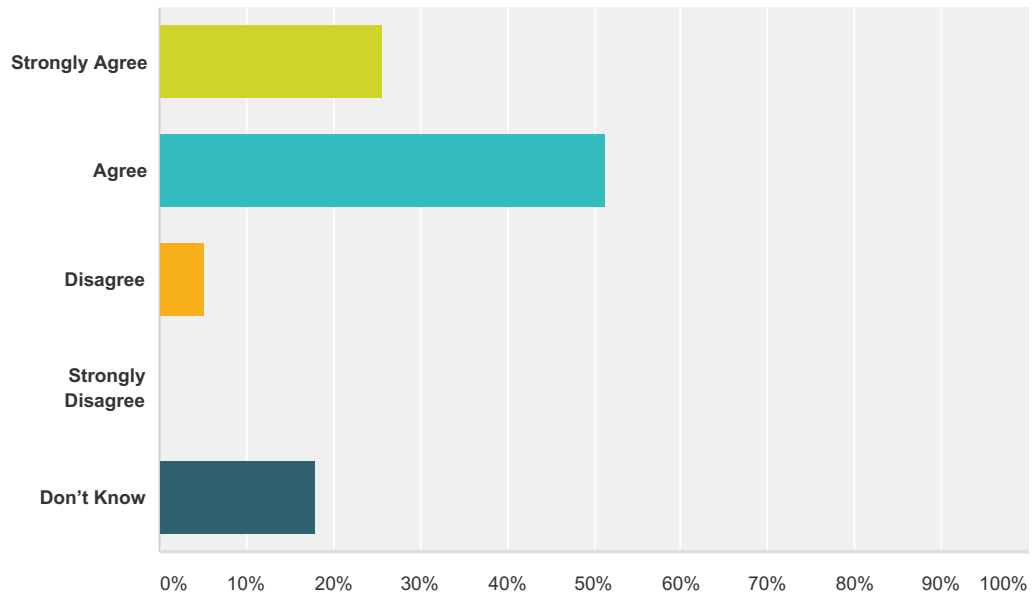
Answered: 39 Skipped: 0



Answer Choices	Responses	
Strongly Agree	43.59%	17
Agree	51.28%	20
Disagree	5.13%	2
Strongly Disagree	0.00%	0
Don't Know	0.00%	0
Total		39

Q9 The rights and responsibilities of citizenship are reinforced in my child's school.

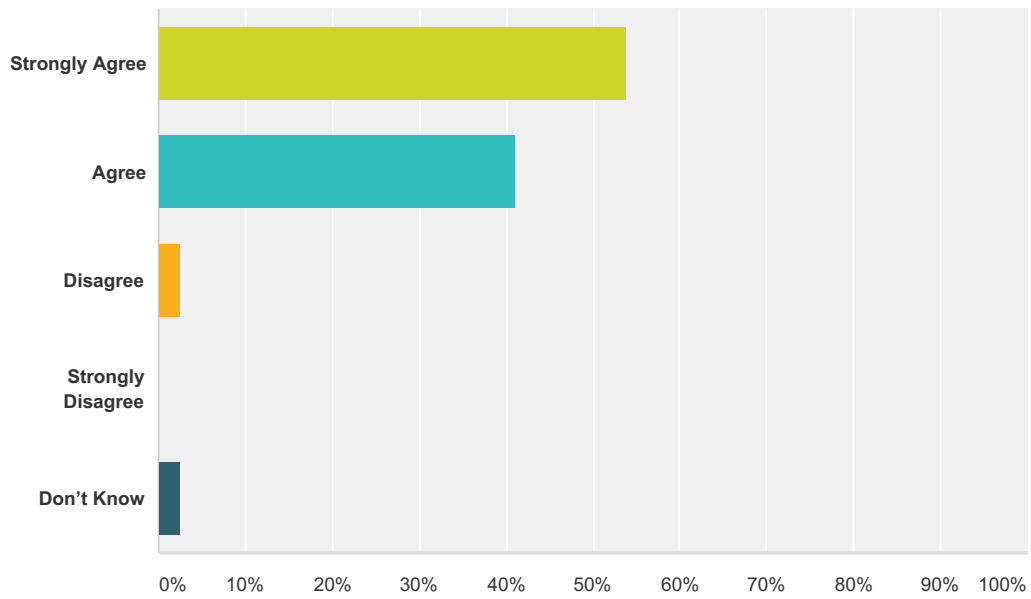
Answered: 39 Skipped: 0



Answer Choices	Responses	
Strongly Agree	25.64%	10
Agree	51.28%	20
Disagree	5.13%	2
Strongly Disagree	0.00%	0
Don't Know	17.95%	7
Total		39

Q10 The school staff care about my child.

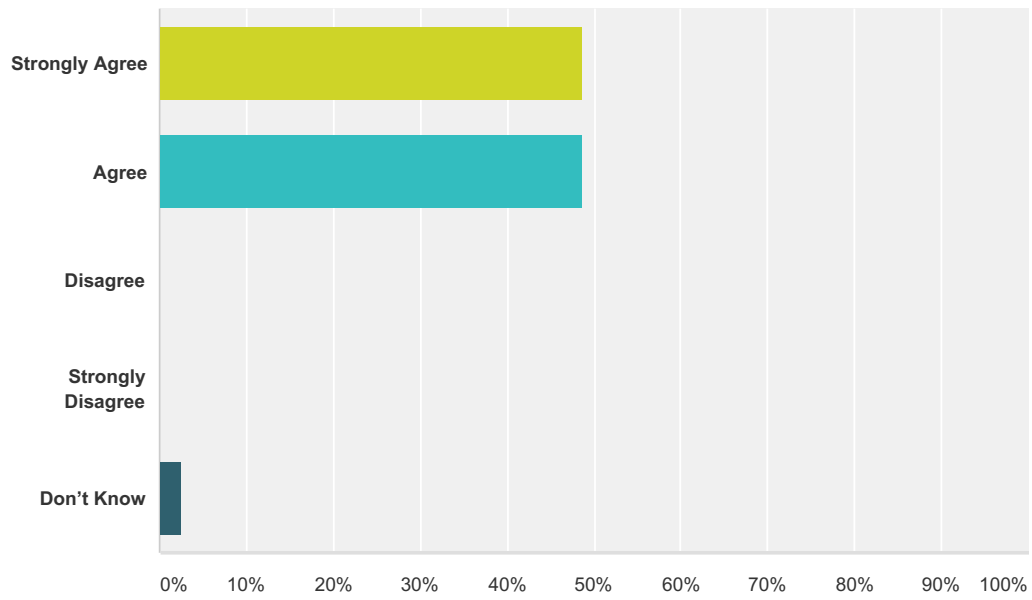
Answered: 39 Skipped: 0



Answer Choices	Responses	
Strongly Agree	53.85%	21
Agree	41.03%	16
Disagree	2.56%	1
Strongly Disagree	0.00%	0
Don't Know	2.56%	1
Total		39

Q11 My child is encouraged at school to do his or her best.

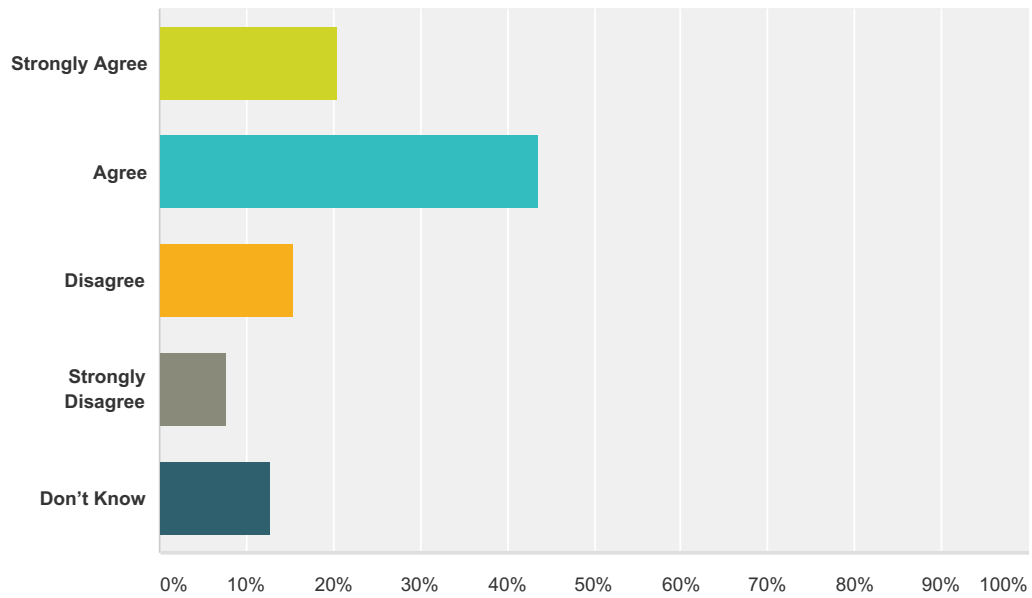
Answered: 39 Skipped: 0



Answer Choices	Responses	
Strongly Agree	48.72%	19
Agree	48.72%	19
Disagree	0.00%	0
Strongly Disagree	0.00%	0
Don't Know	2.56%	1
Total		39

Q12 Discipline is handled in a fair and reasonable manner in my child's school.

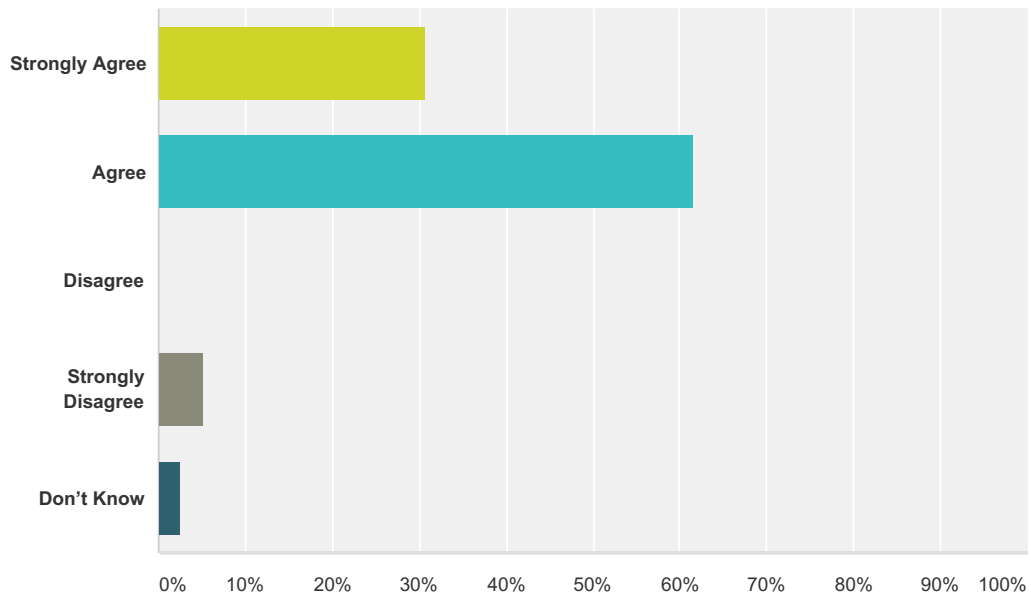
Answered: 39 Skipped: 0



Answer Choices	Responses	
Strongly Agree	20.51%	8
Agree	43.59%	17
Disagree	15.38%	6
Strongly Disagree	7.69%	3
Don't Know	12.82%	5
Total		39

Q13 My child's school is safe.

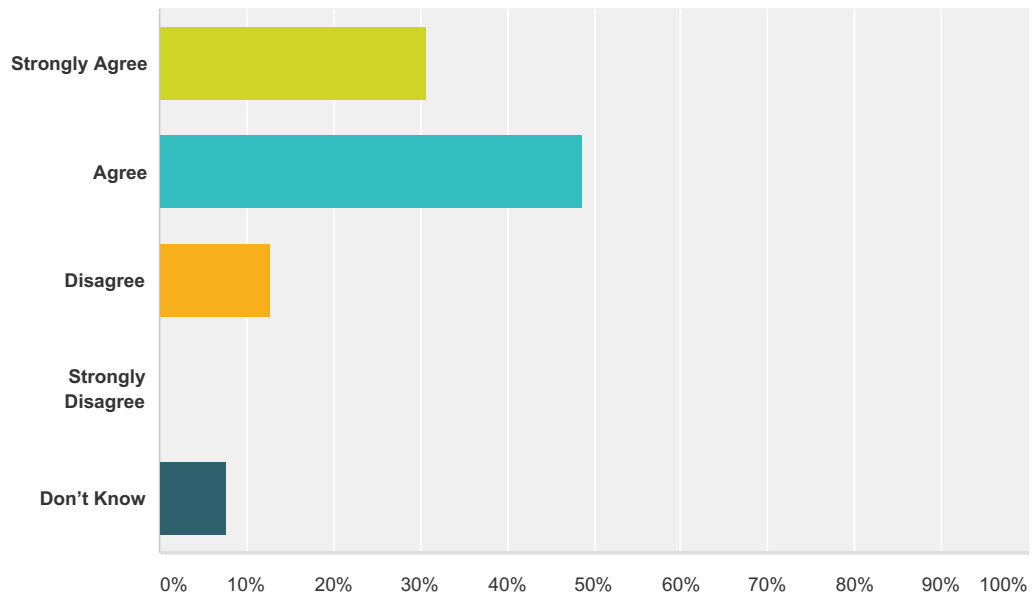
Answered: 39 Skipped: 0



Answer Choices	Responses	
Strongly Agree	30.77%	12
Agree	61.54%	24
Disagree	0.00%	0
Strongly Disagree	5.13%	2
Don't Know	2.56%	1
Total		39

Q14 There is open and honest communication within my child's school.

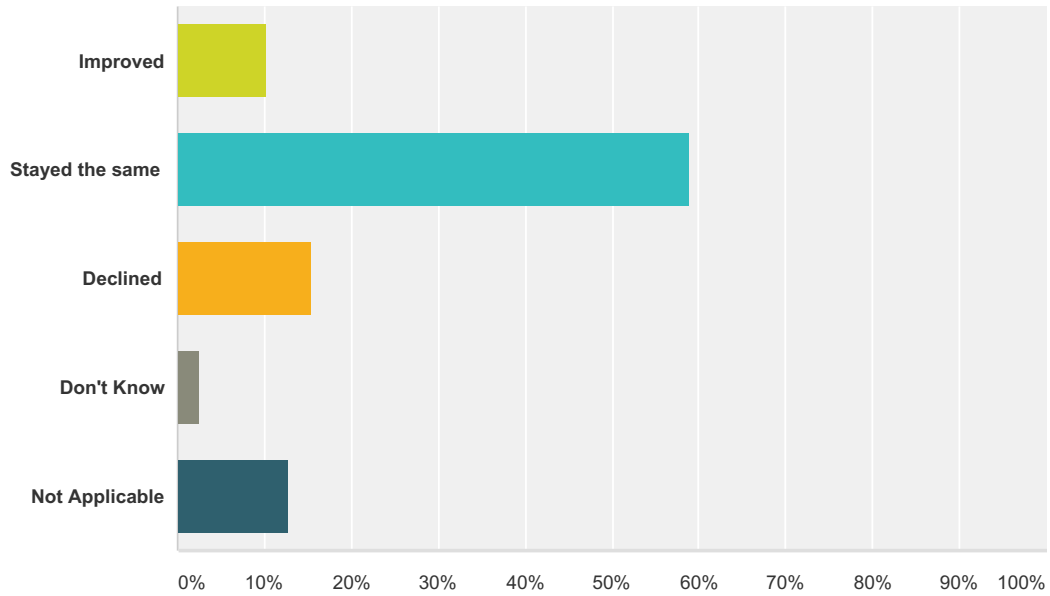
Answered: 39 Skipped: 0



Answer Choices	Responses	
Strongly Agree	30.77%	12
Agree	48.72%	19
Disagree	12.82%	5
Strongly Disagree	0.00%	0
Don't Know	7.69%	3
Total		39

Q15 In your opinion, has the quality of education that your child experienced at school improved, stayed the same, or declined in the past three years.

Answered: 39 Skipped: 0



Answer Choices	Responses
Improved	10.26% 4
Stayed the same	58.97% 23
Declined	15.38% 6
Don't Know	2.56% 1
Not Applicable	12.82% 5
Total	39