


Q1 Please indicate the school your child attends.

Answered: 47 Skipped: 0



EIPS Parent Survey 2017-18



ANSWER CHOICES	RESPONSES
A.L. Horton Elementary	0.00% 0

EIPS Parent Survey 2017-18

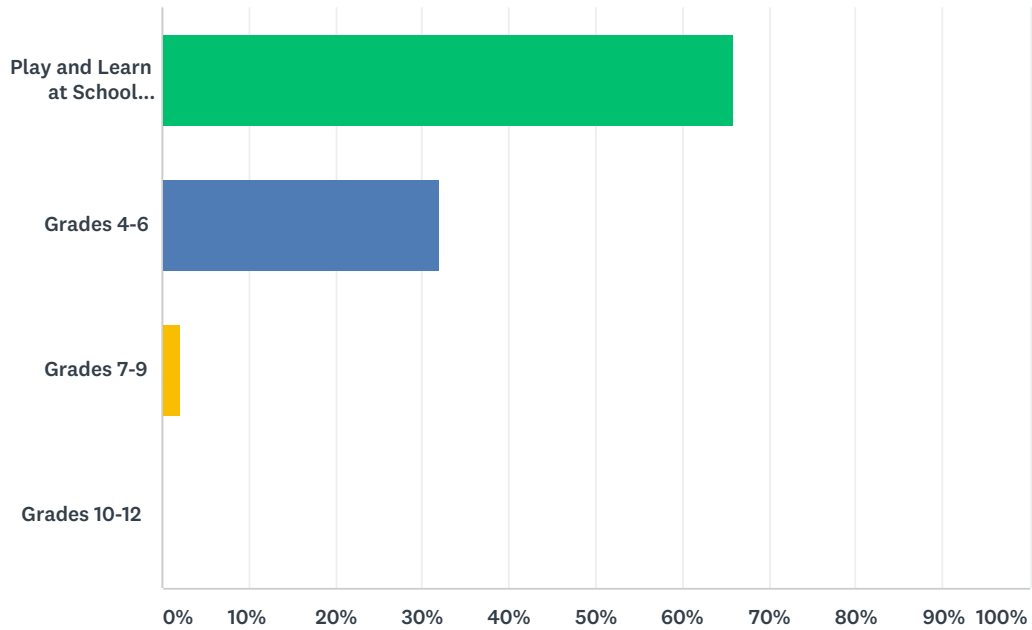
Andrew School	0.00%	0
Ardrossan Elementary	0.00%	0
Ardrossan Junior Senior High	0.00%	0
Bev Facey Community High	0.00%	0
Brentwood Elementary	0.00%	0
Bruderheim School	0.00%	0
Clover Bar Junior High	0.00%	0
École Campbelltown	0.00%	0
École Parc Élémentaire	0.00%	0
F.R. Haythorne Junior High	0.00%	0
Fort Saskatchewan Christian	0.00%	0
Fort Saskatchewan Elementary	0.00%	0
Fort Saskatchewan Senior High	0.00%	0
Fultonvale Elementary Junior High	0.00%	0
Glen Allan Elementary	0.00%	0
James Mowat Elementary	0.00%	0
Lakeland Ridge	0.00%	0
Lamont Elementary	100.00%	47
Lamont High	0.00%	0
Mills Haven Elementary	0.00%	0
Mundare School	0.00%	0
Next Step/Outreach	0.00%	0
Pine Street Elementary	0.00%	0
Rudolph Hennig Junior High	0.00%	0
Salisbury Composite High	0.00%	0
Sherwood Heights Junior High	0.00%	0
SouthPointe School	0.00%	0
Strathcona Christian Academy Elementary	0.00%	0
Strathcona Christian Academy Secondary	0.00%	0
Uncas Elementary	0.00%	0
Vegreville Composite High	0.00%	0
Wes Hosford Elementary	0.00%	0
Westboro Elementary	0.00%	0
Win Ferguson Elementary	0.00%	0

EIPS Parent Survey 2017-18

Woodbridge Farms Elementary	0.00%	0
Wye Elementary	0.00%	0
TOTAL		47

Q2 Please indicate your child's grade.

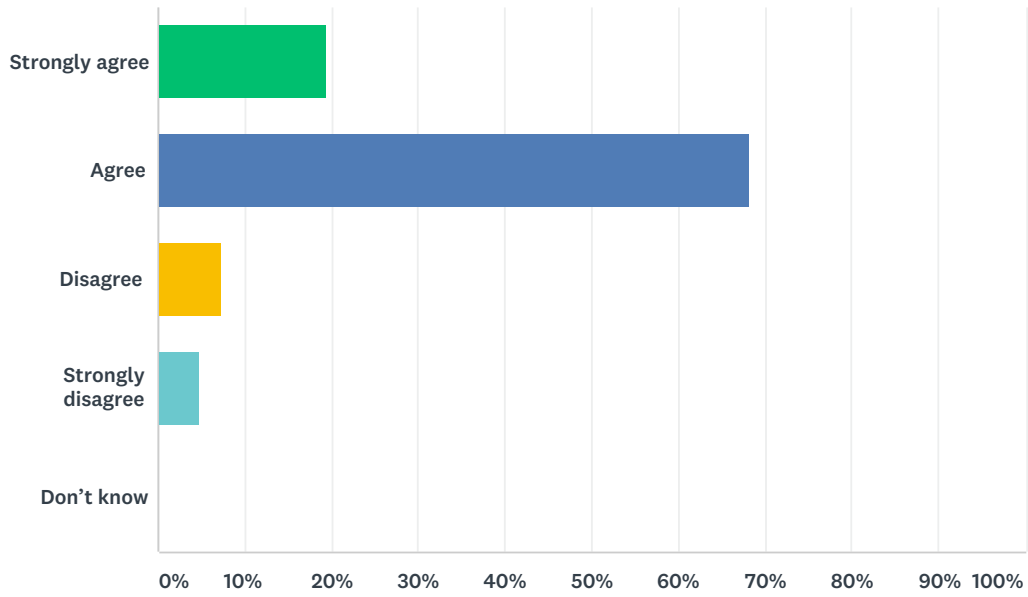
Answered: 47 Skipped: 0



ANSWER CHOICES	RESPONSES	
Play and Learn at School (PALS)KindergartenGrades 1-3	65.96%	31
Grades 4-6	31.91%	15
Grades 7-9	2.13%	1
Grades 10-12	0.00%	0
TOTAL		47

Q3 My child's individual needs are met.

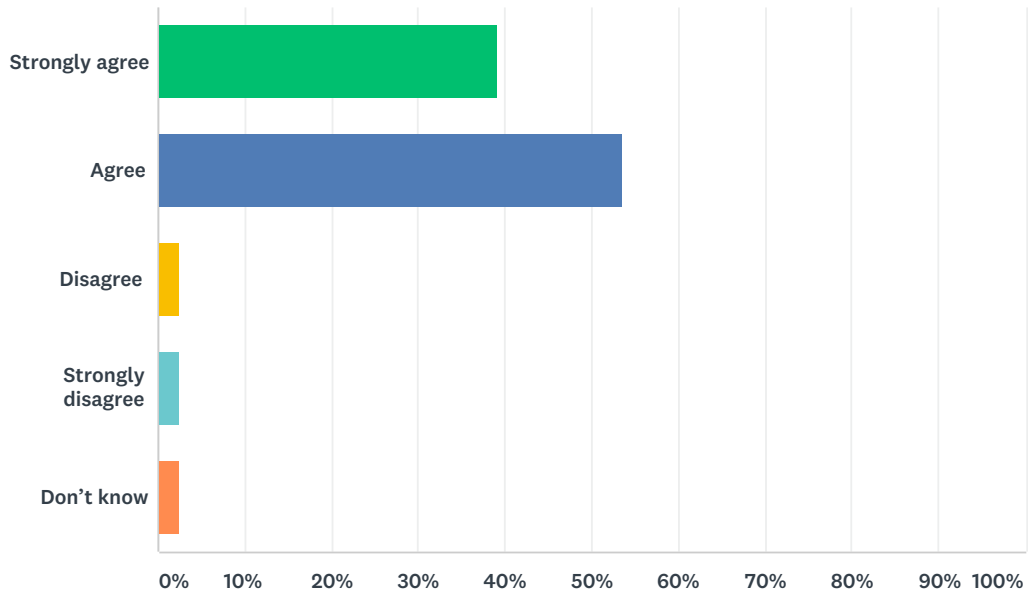
Answered: 41 Skipped: 6



ANSWER CHOICES	RESPONSES	
Strongly agree	19.51%	8
Agree	68.29%	28
Disagree	7.32%	3
Strongly disagree	4.88%	2
Don't know	0.00%	0
TOTAL		41

Q4 My child is encouraged at school to do his or her best.

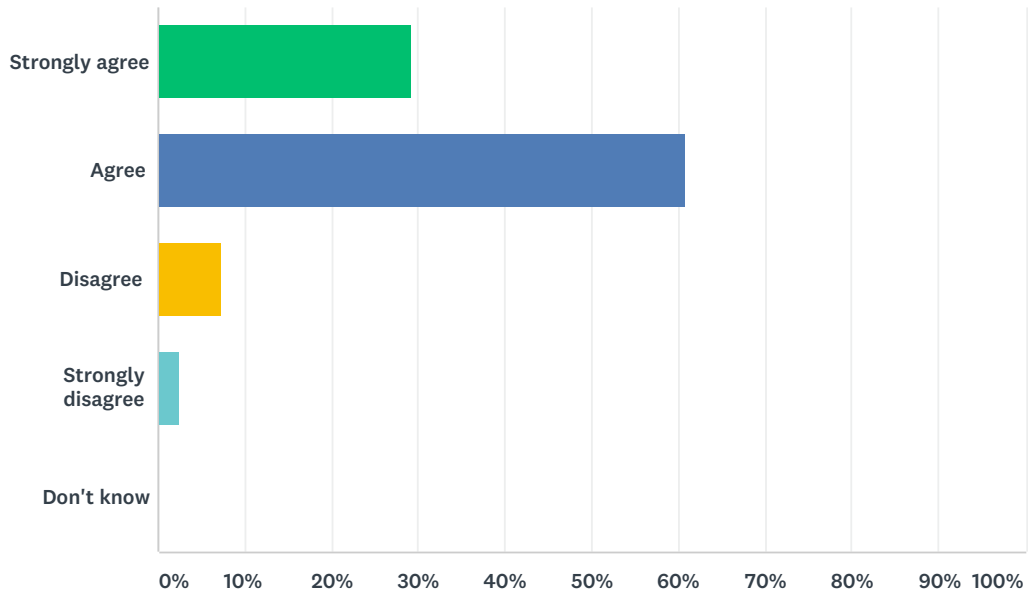
Answered: 41 Skipped: 6



ANSWER CHOICES	RESPONSES	
Strongly agree	39.02%	16
Agree	53.66%	22
Disagree	2.44%	1
Strongly disagree	2.44%	1
Don't know	2.44%	1
TOTAL		41

Q5 My child is demonstrating growth in literacy.

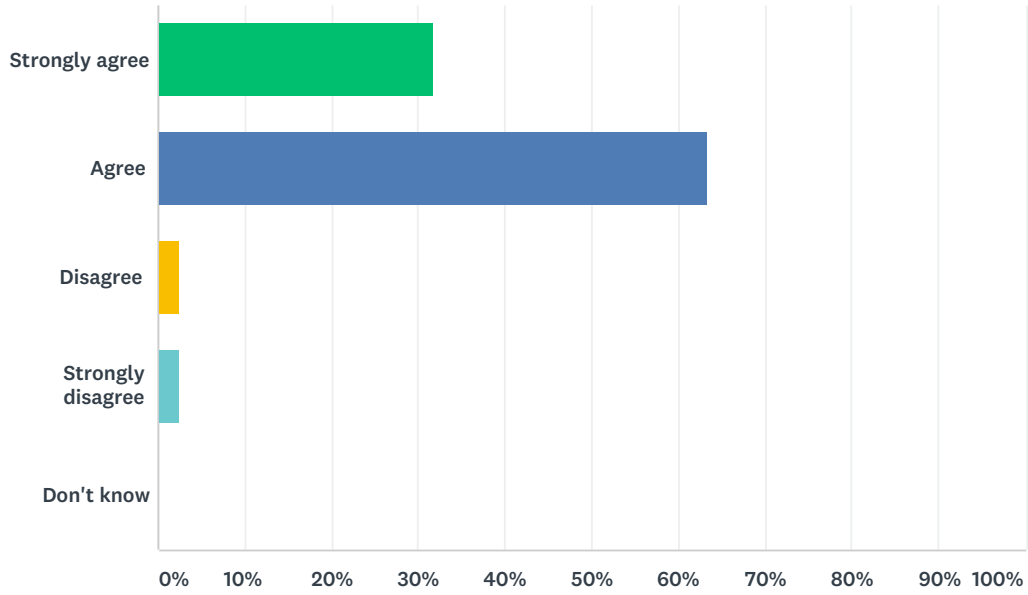
Answered: 41 Skipped: 6



ANSWER CHOICES	RESPONSES	
Strongly agree	29.27%	12
Agree	60.98%	25
Disagree	7.32%	3
Strongly disagree	2.44%	1
Don't know	0.00%	0
TOTAL		41

Q6 My child is demonstrating growth in numeracy.

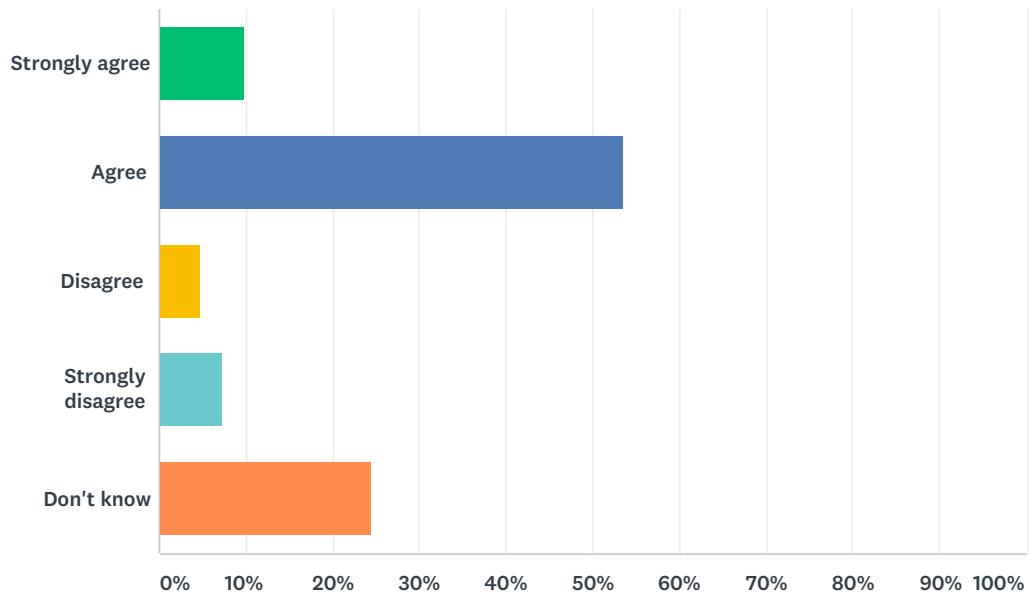
Answered: 41 Skipped: 6



ANSWER CHOICES	RESPONSES	
Strongly agree	31.71%	13
Agree	63.41%	26
Disagree	2.44%	1
Strongly disagree	2.44%	1
Don't know	0.00%	0
TOTAL		41

Q7 My child has an understanding of First Nations, Métis and Inuit culture and history.

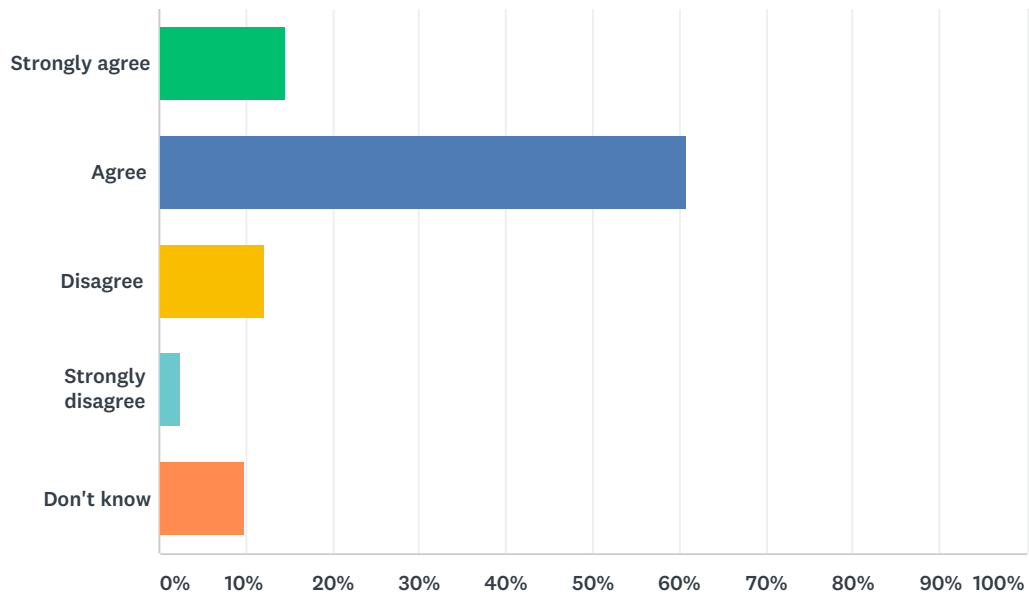
Answered: 41 Skipped: 6



ANSWER CHOICES	RESPONSES	
Strongly agree	9.76%	4
Agree	53.66%	22
Disagree	4.88%	2
Strongly disagree	7.32%	3
Don't know	24.39%	10
TOTAL		41

Q8 My child is being taught knowledge, skills and attitudes necessary to be successful in life.

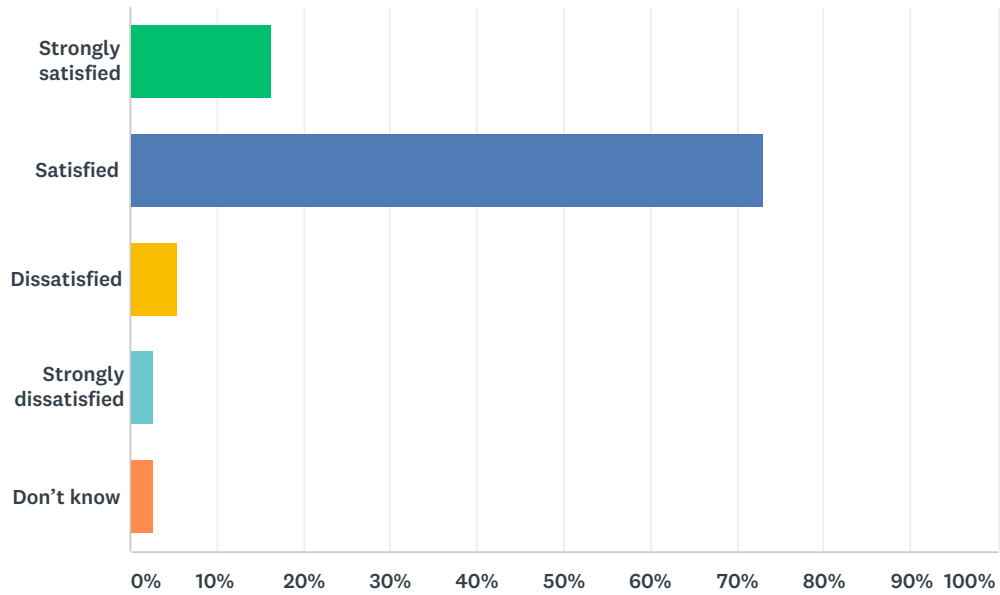
Answered: 41 Skipped: 6



ANSWER CHOICES	RESPONSES	
Strongly agree	14.63%	6
Agree	60.98%	25
Disagree	12.20%	5
Strongly disagree	2.44%	1
Don't know	9.76%	4
TOTAL		41

Q9 How satisfied are you with the quality of education your child is receiving at his or her school?

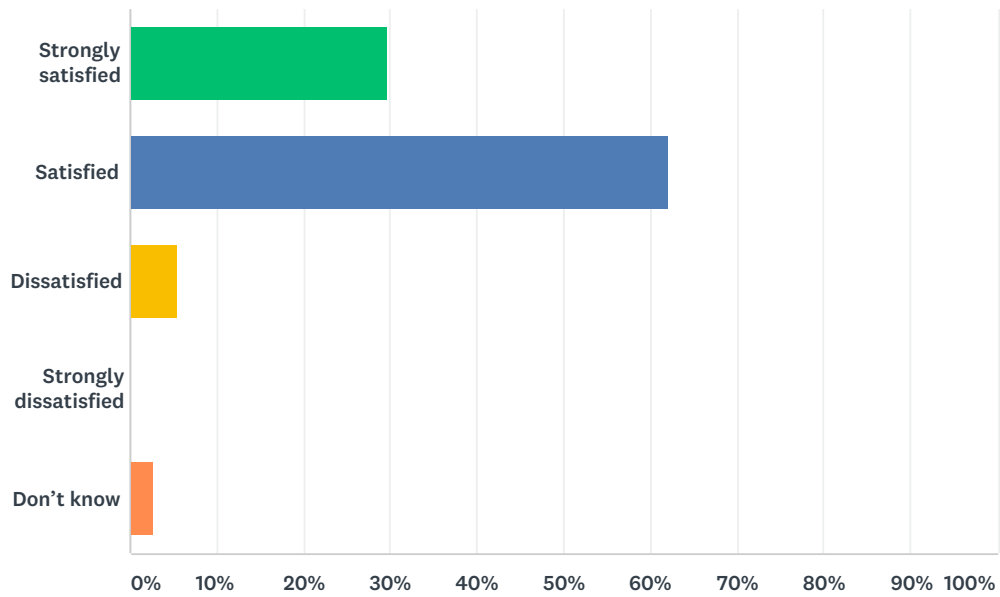
Answered: 37 Skipped: 10



ANSWER CHOICES	RESPONSES	
Strongly satisfied	16.22%	6
Satisfied	72.97%	27
Dissatisfied	5.41%	2
Strongly dissatisfied	2.70%	1
Don't know	2.70%	1
TOTAL		37

Q10 How satisfied are you with the quality of teaching at your child's school?

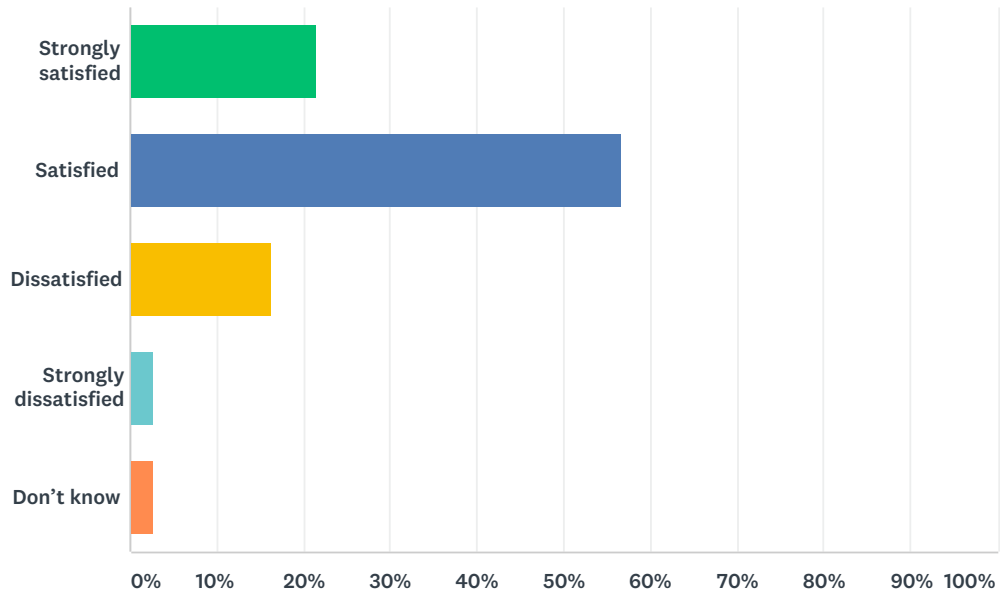
Answered: 37 Skipped: 10



ANSWER CHOICES	RESPONSES	
Strongly satisfied	29.73%	11
Satisfied	62.16%	23
Dissatisfied	5.41%	2
Strongly dissatisfied	0.00%	0
Don't know	2.70%	1
TOTAL		37

Q11 How satisfied are you with the leadership in your child's school?

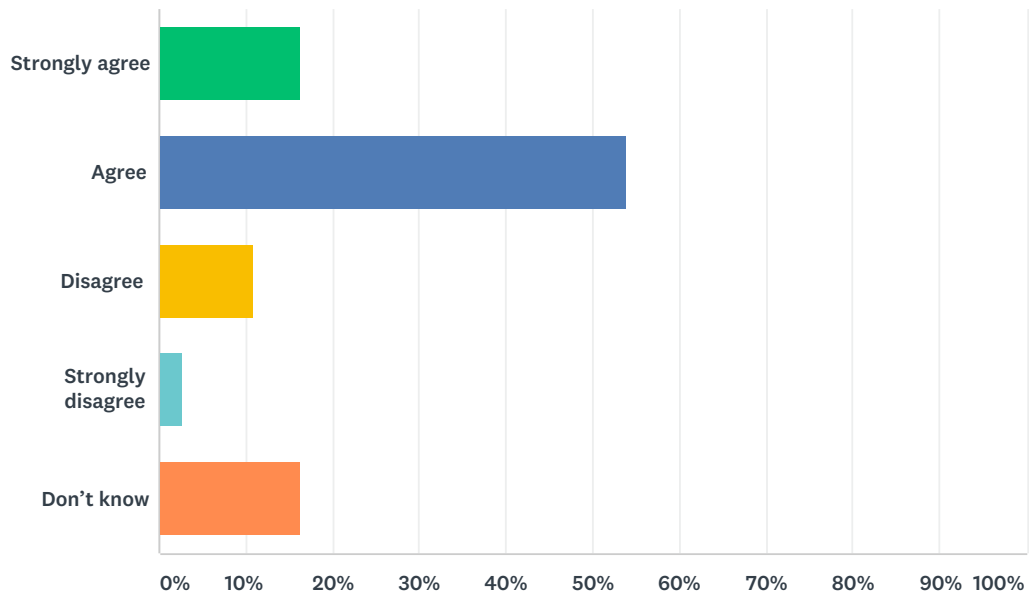
Answered: 37 Skipped: 10



ANSWER CHOICES	RESPONSES	
Strongly satisfied	21.62%	8
Satisfied	56.76%	21
Dissatisfied	16.22%	6
Strongly dissatisfied	2.70%	1
Don't know	2.70%	1
TOTAL		37

Q12 The rights and responsibilities of citizenship are reinforced in my child's school.

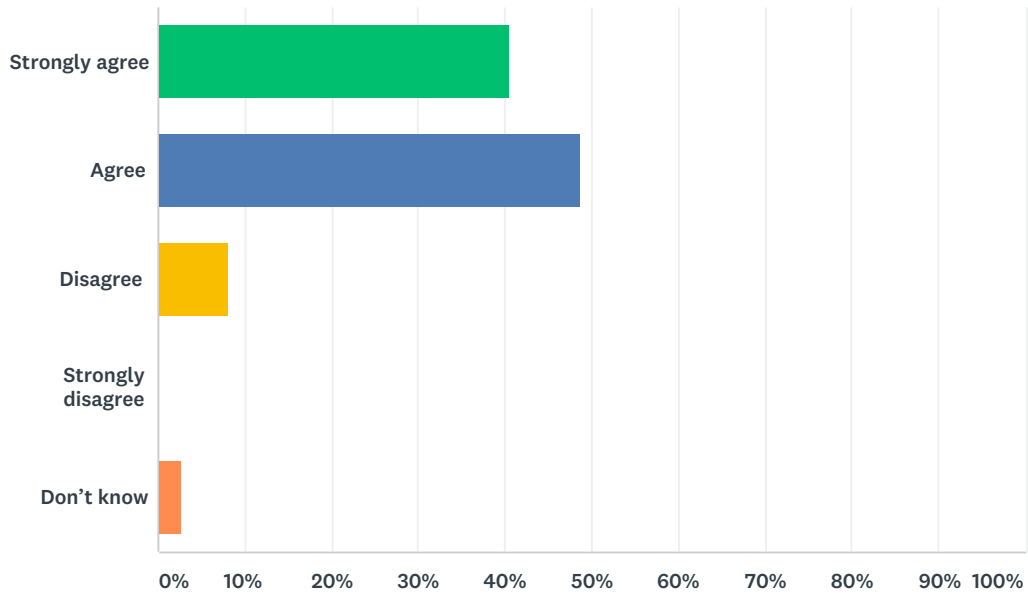
Answered: 37 Skipped: 10



ANSWER CHOICES	RESPONSES	
Strongly agree	16.22%	6
Agree	54.05%	20
Disagree	10.81%	4
Strongly disagree	2.70%	1
Don't know	16.22%	6
TOTAL		37

Q13 The school staff care about my child.

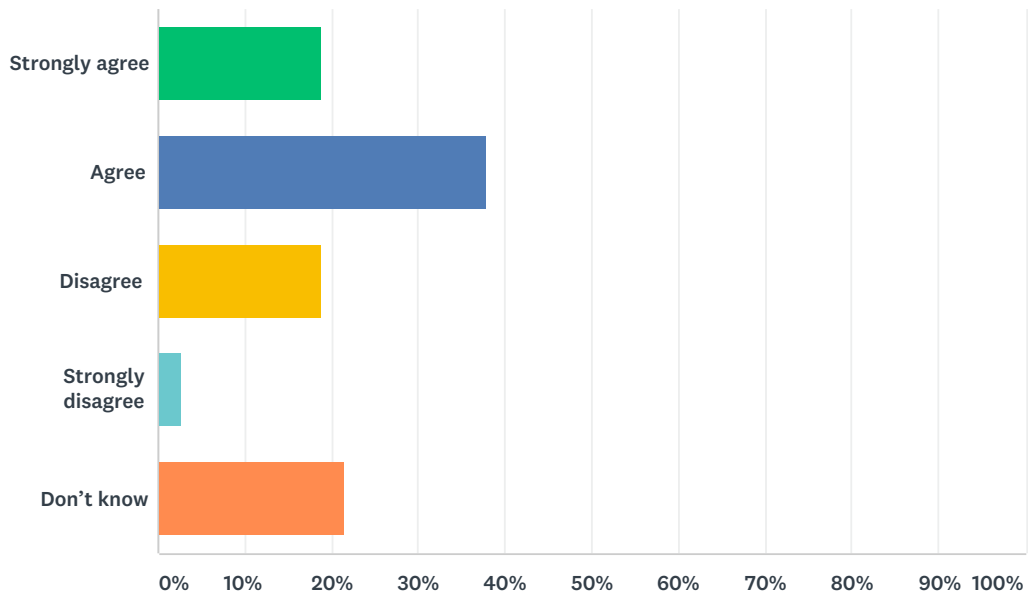
Answered: 37 Skipped: 10



ANSWER CHOICES	RESPONSES	
Strongly agree	40.54%	15
Agree	48.65%	18
Disagree	8.11%	3
Strongly disagree	0.00%	0
Don't know	2.70%	1
TOTAL		37

Q14 Discipline is handled in a fair and reasonable manner in my child's school.

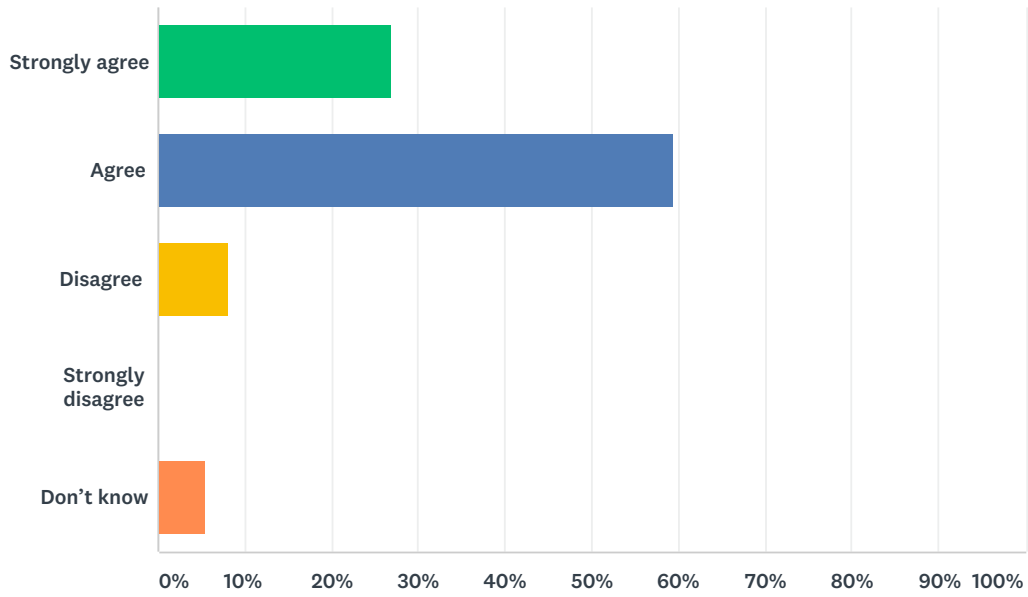
Answered: 37 Skipped: 10



ANSWER CHOICES	RESPONSES	
Strongly agree	18.92%	7
Agree	37.84%	14
Disagree	18.92%	7
Strongly disagree	2.70%	1
Don't know	21.62%	8
TOTAL		37

Q15 My child's school is safe.

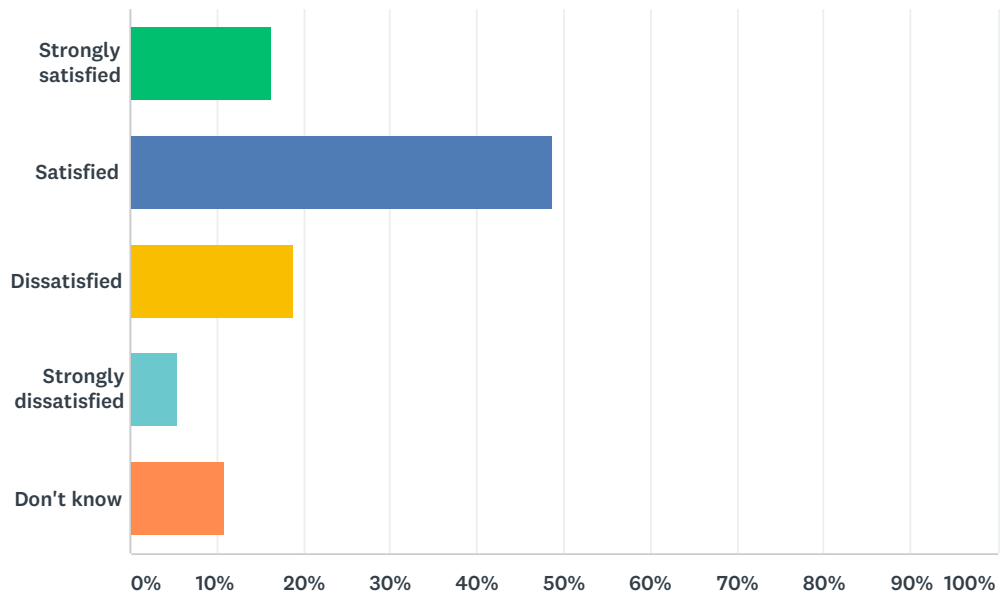
Answered: 37 Skipped: 10



ANSWER CHOICES	RESPONSES	
Strongly agree	27.03%	10
Agree	59.46%	22
Disagree	8.11%	3
Strongly disagree	0.00%	0
Don't know	5.41%	2
TOTAL		37

Q16 How satisfied are you with the resources available to support your child's learning?

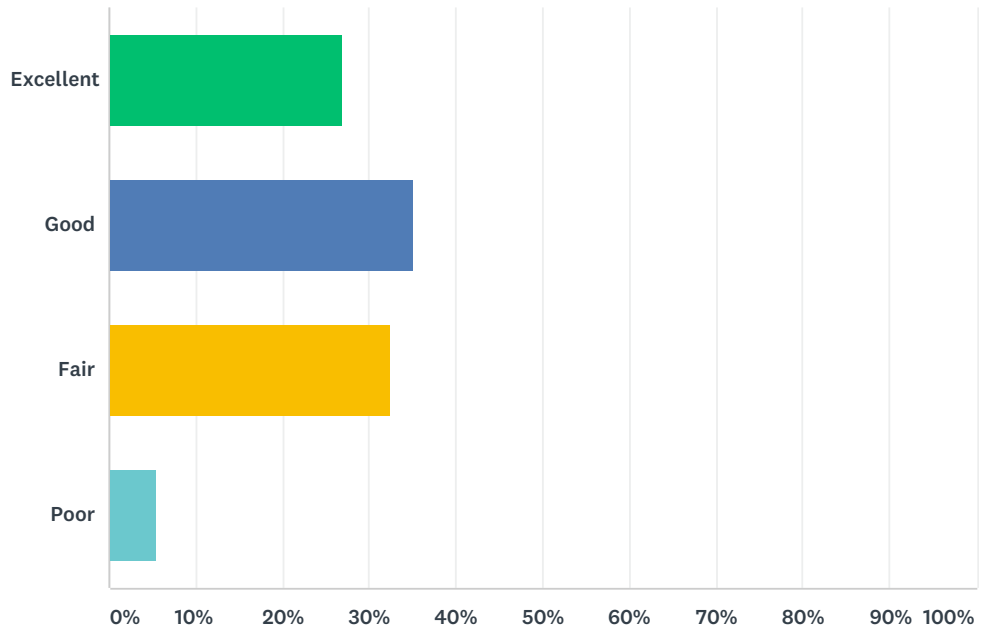
Answered: 37 Skipped: 10



ANSWER CHOICES	RESPONSES	
Strongly satisfied	16.22%	6
Satisfied	48.65%	18
Dissatisfied	18.92%	7
Strongly dissatisfied	5.41%	2
Don't know	10.81%	4
TOTAL		37

Q17 How would you rate the physical condition of your child's school?

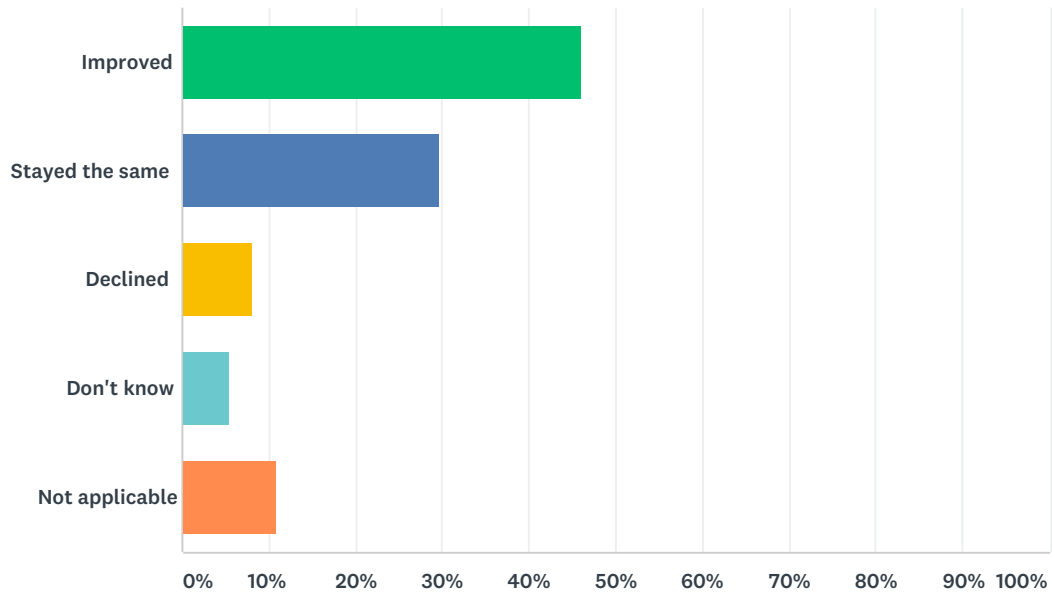
Answered: 37 Skipped: 10



ANSWER CHOICES	RESPONSES	
Excellent	27.03%	10
Good	35.14%	13
Fair	32.43%	12
Poor	5.41%	2
TOTAL		37

Q18 In your opinion, has the quality of education your child has experienced at school improved, stayed the same or declined in the past three years?

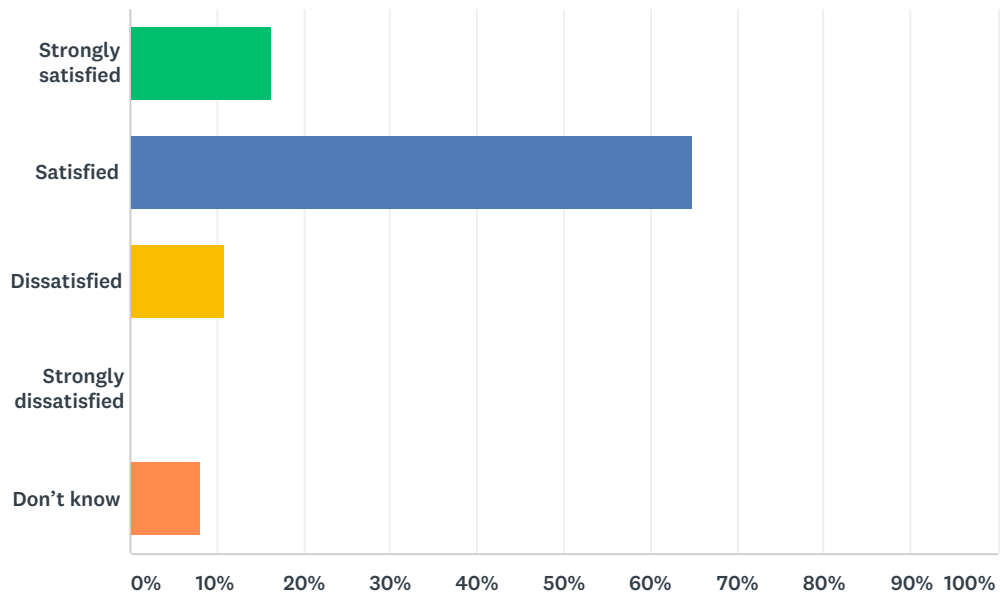
Answered: 37 Skipped: 10



ANSWER CHOICES	RESPONSES	
Improved	45.95%	17
Stayed the same	29.73%	11
Declined	8.11%	3
Don't know	5.41%	2
Not applicable	10.81%	4
TOTAL		37

Q19 How satisfied are you with the opportunity to be involved in decisions at your child's school?

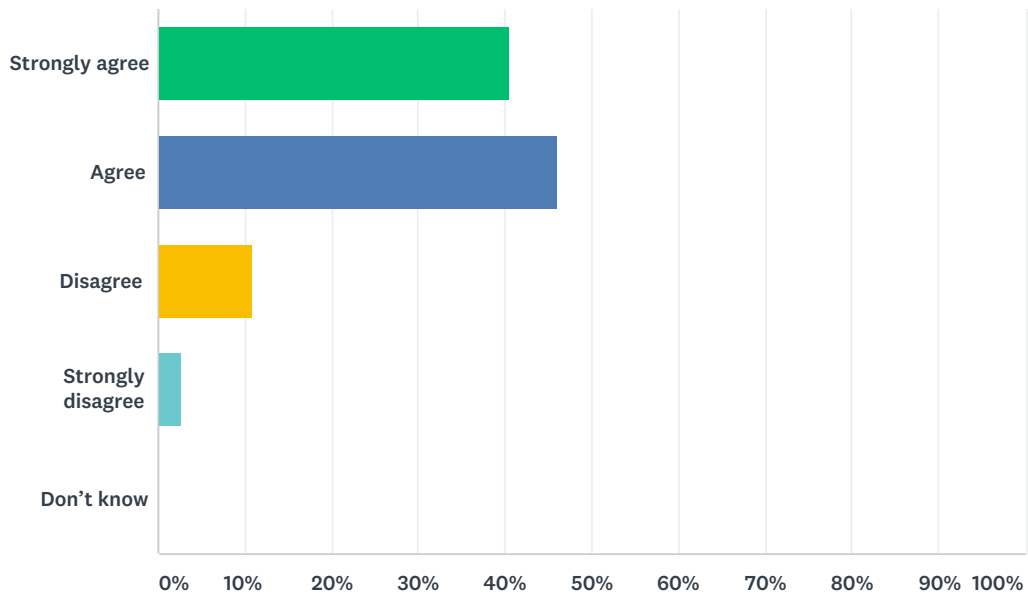
Answered: 37 Skipped: 10



ANSWER CHOICES	RESPONSES	
Strongly satisfied	16.22%	6
Satisfied	64.86%	24
Dissatisfied	10.81%	4
Strongly dissatisfied	0.00%	0
Don't know	8.11%	3
TOTAL		37

Q20 The school keeps me informed about my child's progress and achievement.

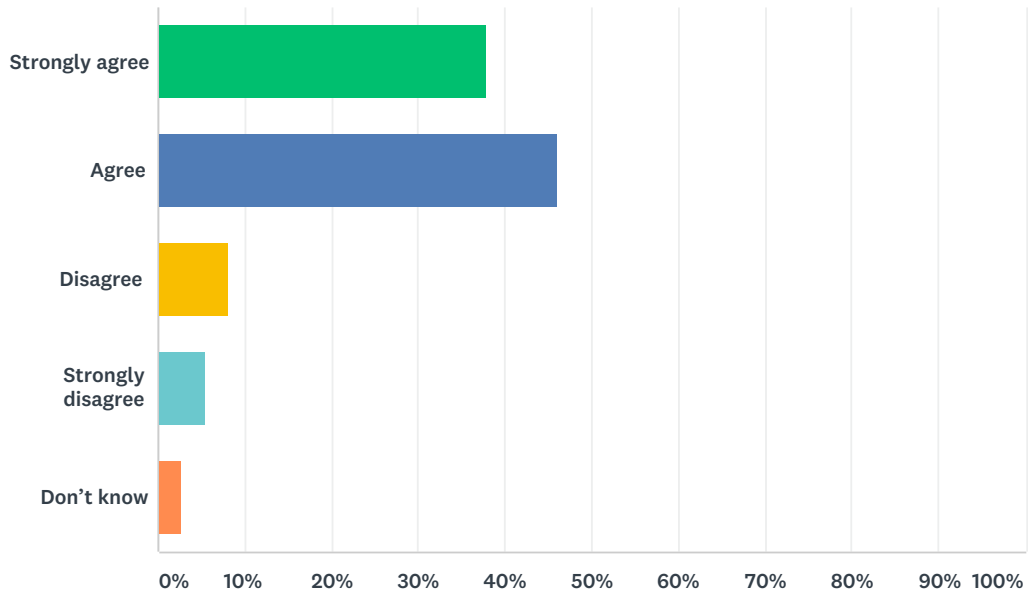
Answered: 37 Skipped: 10



ANSWER CHOICES	RESPONSES	
Strongly agree	40.54%	15
Agree	45.95%	17
Disagree	10.81%	4
Strongly disagree	2.70%	1
Don't know	0.00%	0
TOTAL		37

Q21 There is open and honest communication within my child's school.

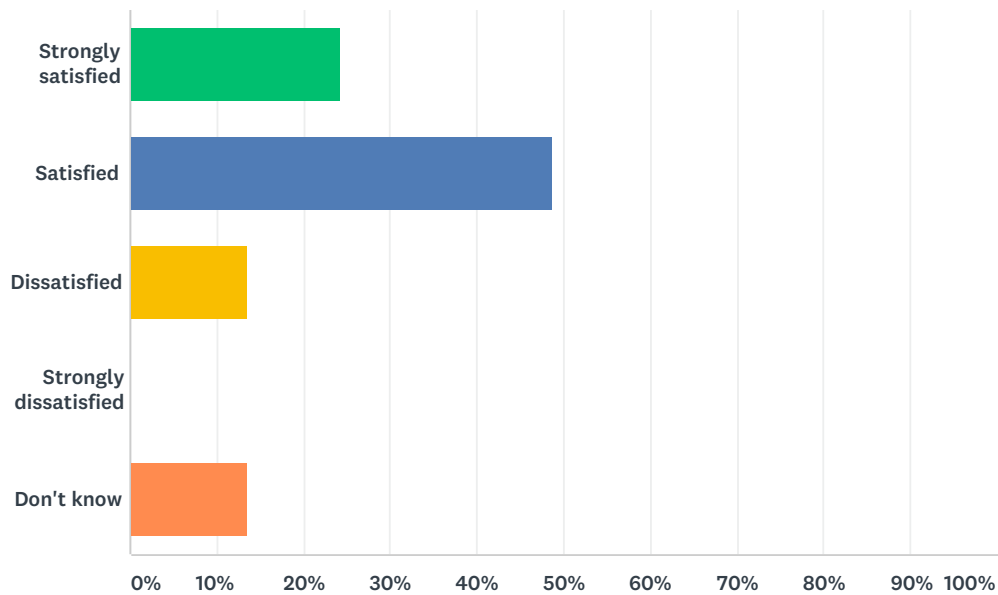
Answered: 37 Skipped: 10



ANSWER CHOICES	RESPONSES	
Strongly agree	37.84%	14
Agree	45.95%	17
Disagree	8.11%	3
Strongly disagree	5.41%	2
Don't know	2.70%	1
TOTAL		37

Q22 How satisfied are you with the community partnerships that may be established at your school? For example: Saffron, KEYS program, Green Certificate, lunch programs, after-school programs, RAP, Tools for School, Scratch Day, Entrepreneurial Adventure, scholarships/grants, etc.

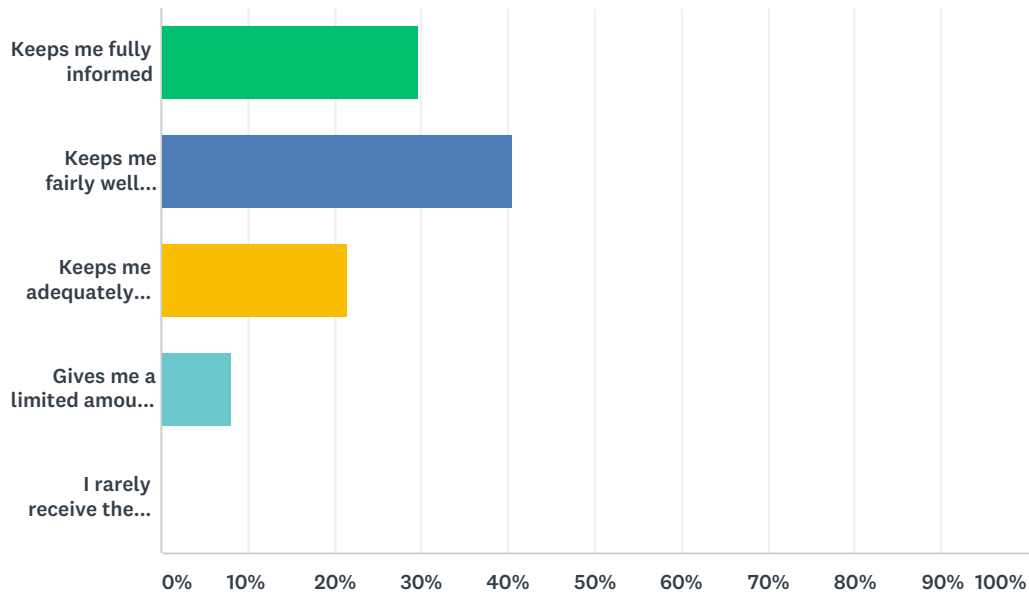
Answered: 37 Skipped: 10



ANSWER CHOICES	RESPONSES	
Strongly satisfied	24.32%	9
Satisfied	48.65%	18
Dissatisfied	13.51%	5
Strongly dissatisfied	0.00%	0
Don't know	13.51%	5
TOTAL		37

Q23 Elk Island Public Schools appreciates the opportunity to stay connected with parents about news, activities, programs and other matters of importance. What is your impression of the communication you receive from your child's school?

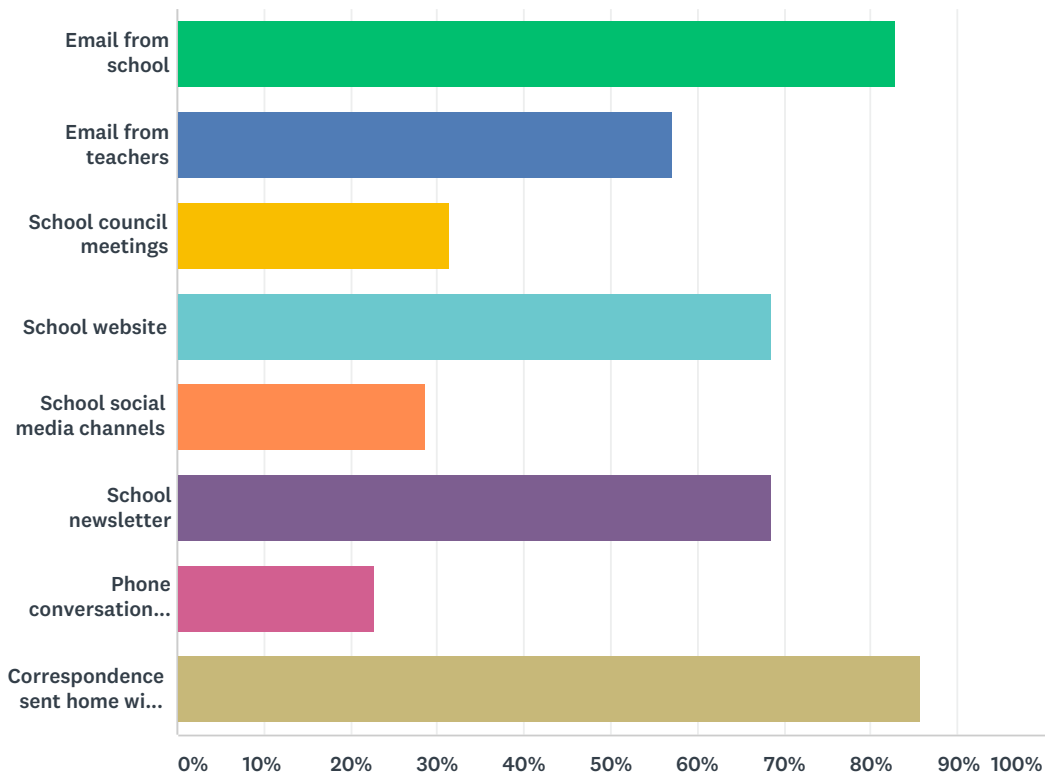
Answered: 37 Skipped: 10



ANSWER CHOICES	RESPONSES	
Keeps me fully informed	29.73%	11
Keeps me fairly well informed	40.54%	15
Keeps me adequately informed	21.62%	8
Gives me a limited amount of information	8.11%	3
I rarely receive the information I need	0.00%	0
TOTAL		37

Q24 Do you regularly make use of the following to keep up to date on school activities, programs, etc.? Check all that apply.

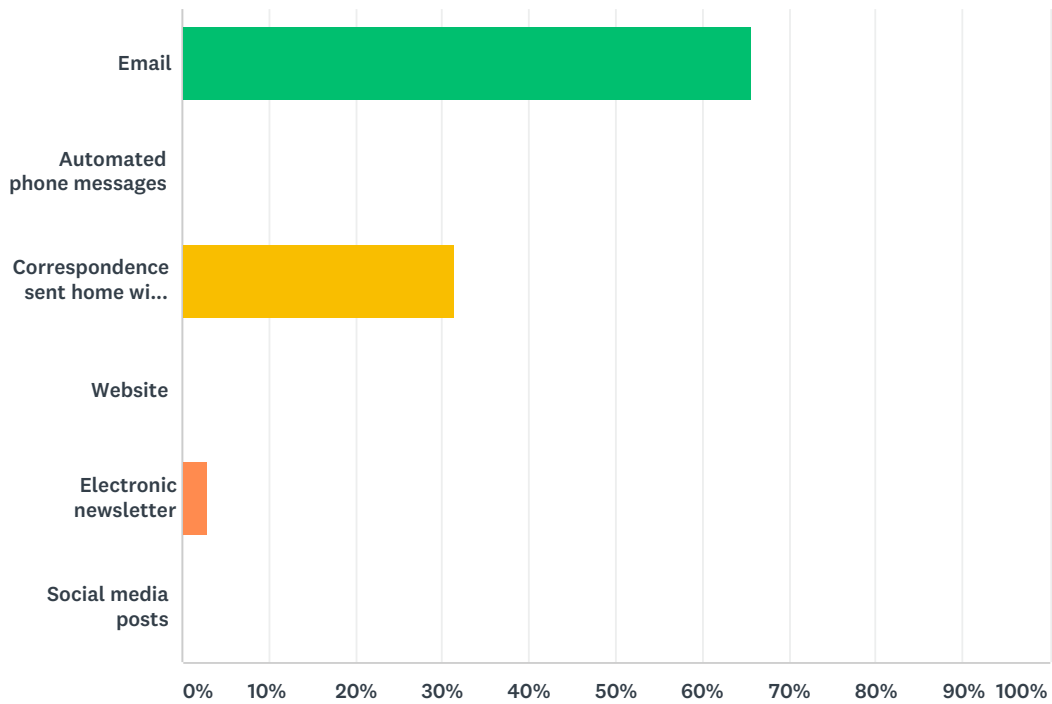
Answered: 35 Skipped: 12



ANSWER CHOICES	RESPONSES	
Email from school	82.86%	29
Email from teachers	57.14%	20
School council meetings	31.43%	11
School website	68.57%	24
School social media channels	28.57%	10
School newsletter	68.57%	24
Phone conversations with school and/or teachers	22.86%	8
Correspondence sent home with your child	85.71%	30
Total Respondents: 35		

Q25 What is your most preferred method of communication from the school and Division?

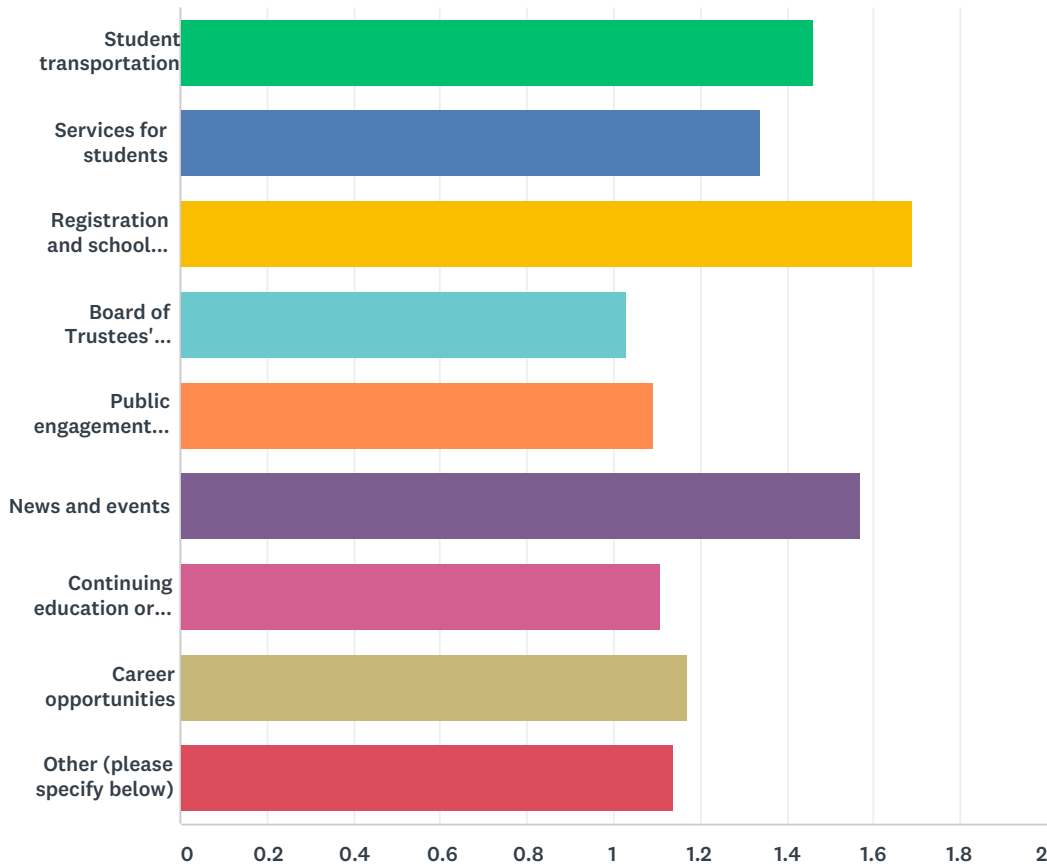
Answered: 35 Skipped: 12



ANSWER CHOICES	RESPONSES	
Email	65.71%	23
Automated phone messages	0.00%	0
Correspondence sent home with your child	31.43%	11
Website	0.00%	0
Electronic newsletter	2.86%	1
Social media posts	0.00%	0
TOTAL		35

Q26 Do you visit the Division website (www.eips.ca) for information on:

Answered: 35 Skipped: 12



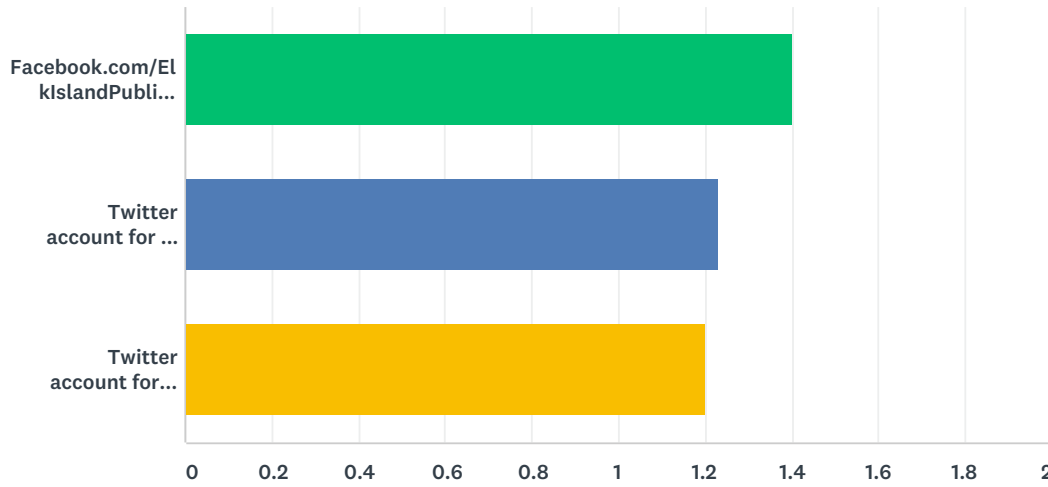
	YES	NO	TOTAL	WEIGHTED AVERAGE
Student transportation	45.71% 16	54.29% 19	35	1.46
Services for students	34.29% 12	65.71% 23	35	1.34
Registration and school boundaries	68.57% 24	31.43% 11	35	1.69
Board of Trustees' meetings	2.86% 1	97.14% 34	35	1.03
Public engagement initiatives	8.57% 3	91.43% 32	35	1.09
News and events	57.14% 20	42.86% 15	35	1.57
Continuing education or summer courses	11.43% 4	88.57% 31	35	1.11
Career opportunities	17.14% 6	82.86% 29	35	1.17
Other (please specify below)	14.29% 5	85.71% 30	35	1.14

EIPS Parent Survey 2017-18

#	OTHER:	DATE
1	bus status	3/19/2018 9:53 PM
2	Report cards	3/11/2018 5:07 PM
3	through school information notices	3/9/2018 6:59 PM
4	Division calendar	3/5/2018 1:46 PM

Q27 Elk Island Public Schools shares news and information on its social media channels. Do you follow:

Answered: 35 Skipped: 12



	YES	NO	TOTAL	WEIGHTED AVERAGE
Facebook.com/ElkIslandPublicSchools	40.00% 14	60.00% 21	35	1.40
Twitter account for the Division (@eips)	22.86% 8	77.14% 27	35	1.23
Twitter account for EIPS Student Transportation (@eipsST)	20.00% 7	80.00% 28	35	1.20