

Q1 Please indicate the school your child attends.

Answered: 72 Skipped: 0



EIPS Parent Survey 2016-2017



Answer Choices	Responses
----------------	-----------

EIPS Parent Survey 2016-2017

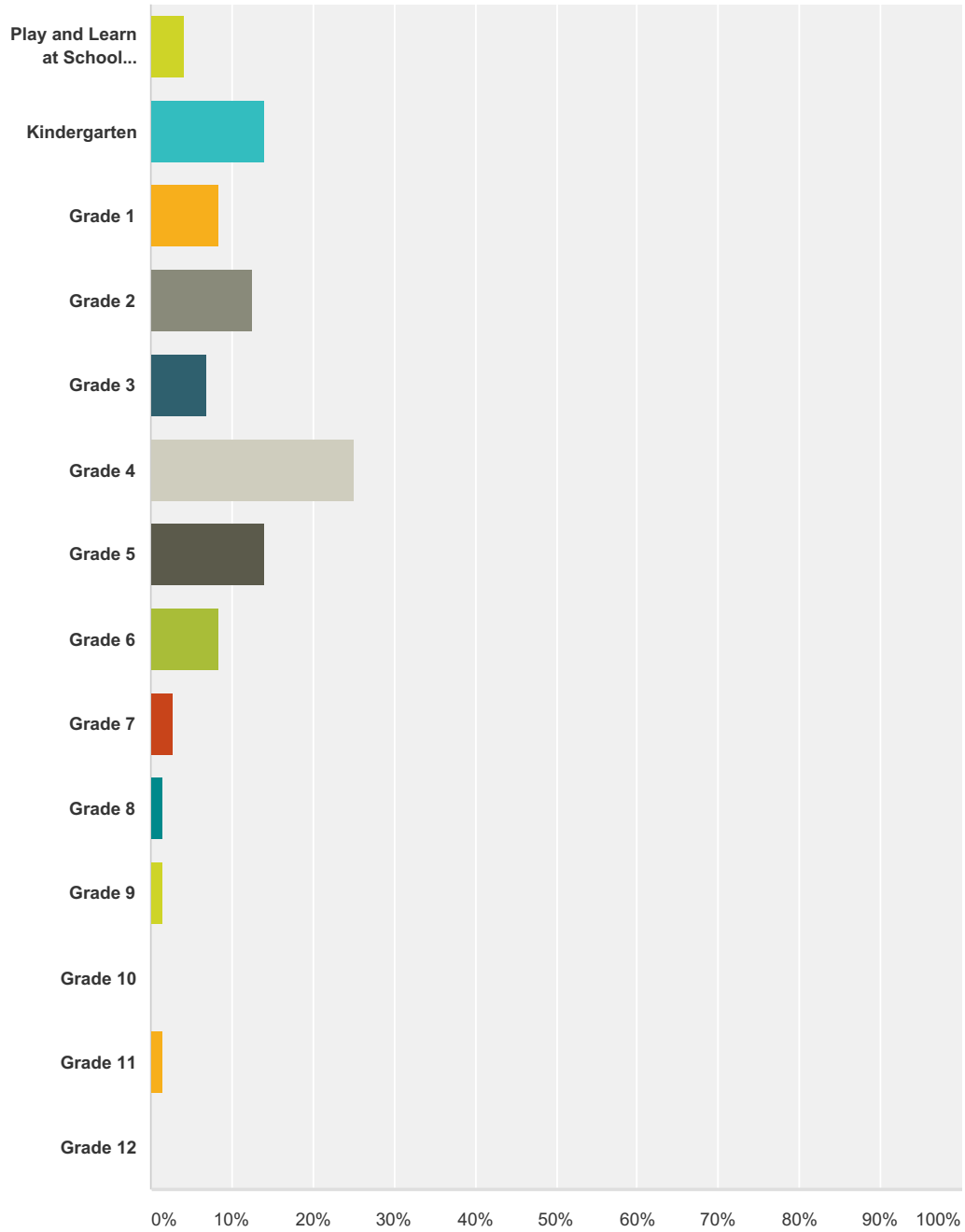
A.L. Horton Elementary	0.00%	0
Andrew School	0.00%	0
École Élémentaire Ardrossan Elementary	0.00%	0
Ardrossan Junior Senior High	0.00%	0
Bev Facey Community High	0.00%	0
Brentwood Elementary	0.00%	0
Bruderheim School	0.00%	0
Clover Bar Junior High	0.00%	0
École Campbelltown	0.00%	0
École Parc Élémentaire	0.00%	0
F.R. Haythorne Junior High	0.00%	0
Fort Saskatchewan Christian	0.00%	0
Fort Saskatchewan Elementary	0.00%	0
Fort Saskatchewan Senior High	0.00%	0
Fultonvale Elementary Junior High	0.00%	0
Glen Allan Elementary	0.00%	0
James Mowat Elementary	0.00%	0
Lakeland Ridge	0.00%	0
Lamont Elementary	100.00%	72
Lamont High	0.00%	0
Mills Haven Elementary	0.00%	0
Ministik School	0.00%	0
Mundare School	0.00%	0
Next Step/Outreach	0.00%	0
Pine Street Elementary	0.00%	0
Rudolph Hennig Junior High	0.00%	0
Salisbury Composite High	0.00%	0
Sherwood Heights Junior High	0.00%	0
Strathcona Christian Academy Elementary	0.00%	0
Strathcona Christian Academy Secondary	0.00%	0
Uncas Elementary	0.00%	0
Vegreville Composite High	0.00%	0
Wes Hosford Elementary	0.00%	0
Westboro Elementary	0.00%	0

EIPS Parent Survey 2016-2017

Win Ferguson Elementary	0.00%	0
Woodbridge Farms Elementary	0.00%	0
Wye Elementary	0.00%	0
Total		72

Q2 Please indicate your child's grade.

Answered: 72 Skipped: 0



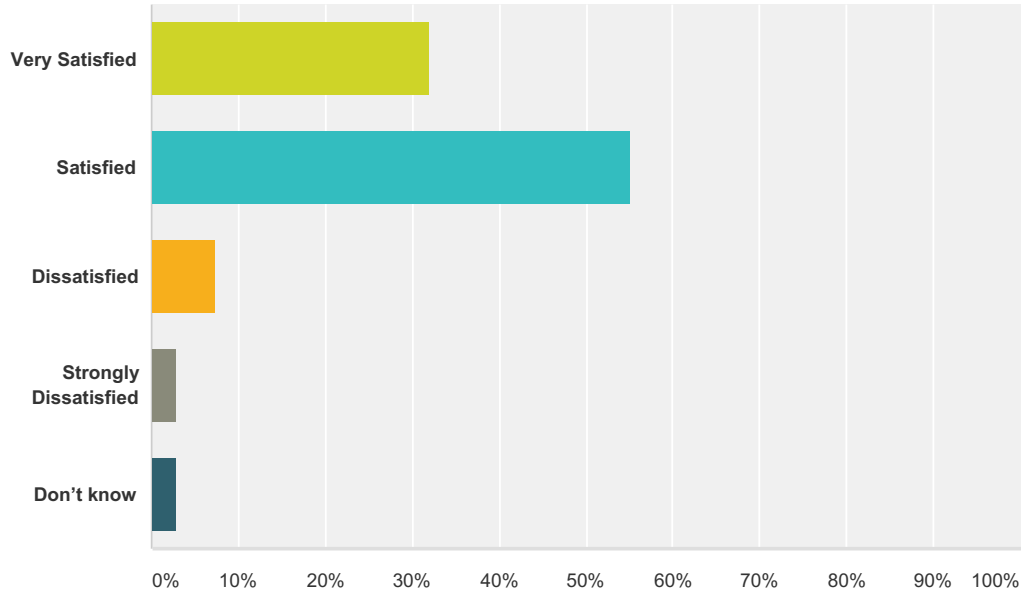
Answer Choices	Responses
Play and Learn at School (PALS)	4.17% 3
Kindergarten	13.89% 10
Grade 1	8.33% 6
Grade 2	12.50% 9
Grade 3	6.94% 5

EIPS Parent Survey 2016-2017

Grade 4	25.00%	18
Grade 5	13.89%	10
Grade 6	8.33%	6
Grade 7	2.78%	2
Grade 8	1.39%	1
Grade 9	1.39%	1
Grade 10	0.00%	0
Grade 11	1.39%	1
Grade 12	0.00%	0
Total		72

Q3 How satisfied are you with the quality of education that your child is receiving at his/her school?

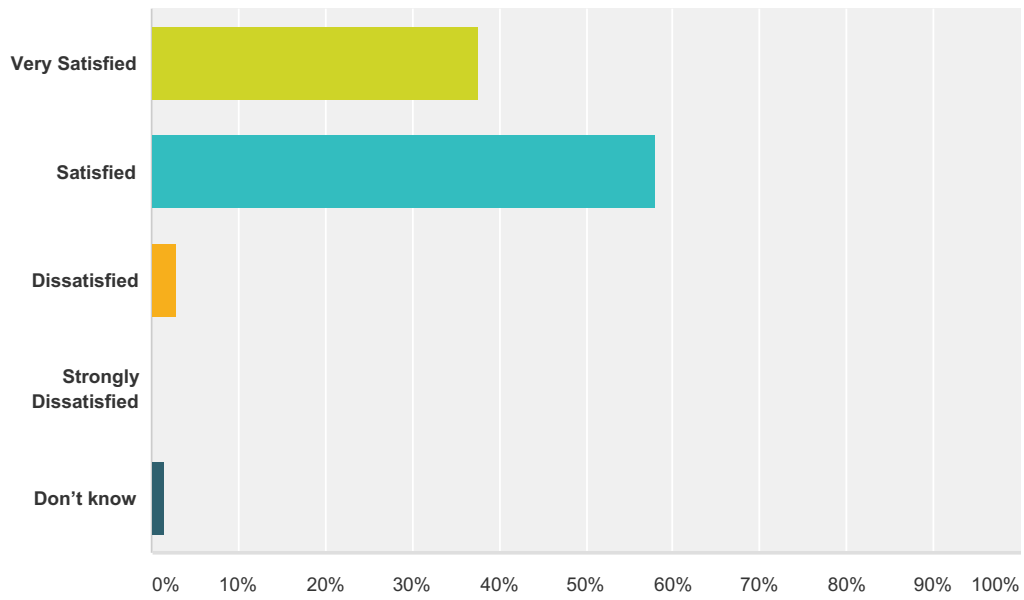
Answered: 69 Skipped: 3



Answer Choices	Responses	
Very Satisfied	31.88%	22
Satisfied	55.07%	38
Dissatisfied	7.25%	5
Strongly Dissatisfied	2.90%	2
Don't know	2.90%	2
Total		69

Q4 How satisfied are you with the quality of teaching at your child's school?

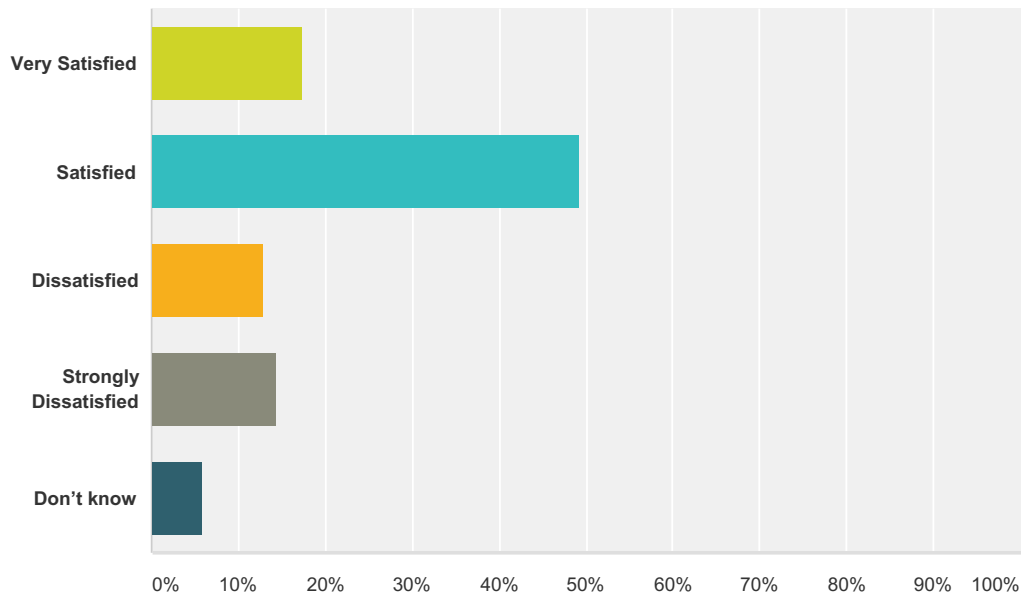
Answered: 69 Skipped: 3



Answer Choices	Responses	Count
Very Satisfied	37.68%	26
Satisfied	57.97%	40
Dissatisfied	2.90%	2
Strongly Dissatisfied	0.00%	0
Don't know	1.45%	1
Total		69

Q5 How satisfied are you with the leadership in your child's school?

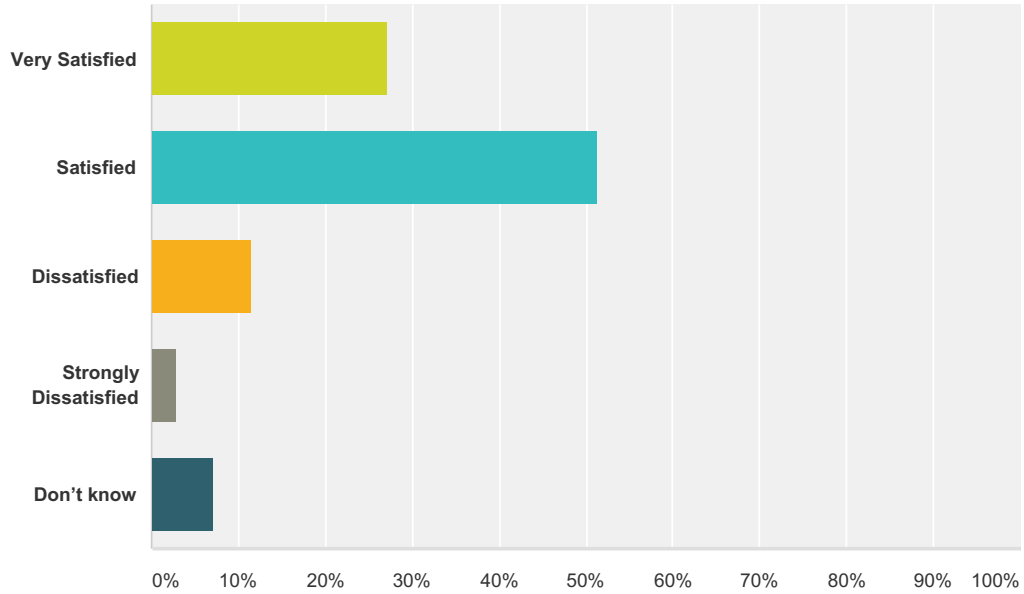
Answered: 69 Skipped: 3



Answer Choices	Responses	
Very Satisfied	17.39%	12
Satisfied	49.28%	34
Dissatisfied	13.04%	9
Strongly Dissatisfied	14.49%	10
Don't know	5.80%	4
Total		69

Q6 How satisfied are you with the opportunity to be involved in decisions at your child's school?

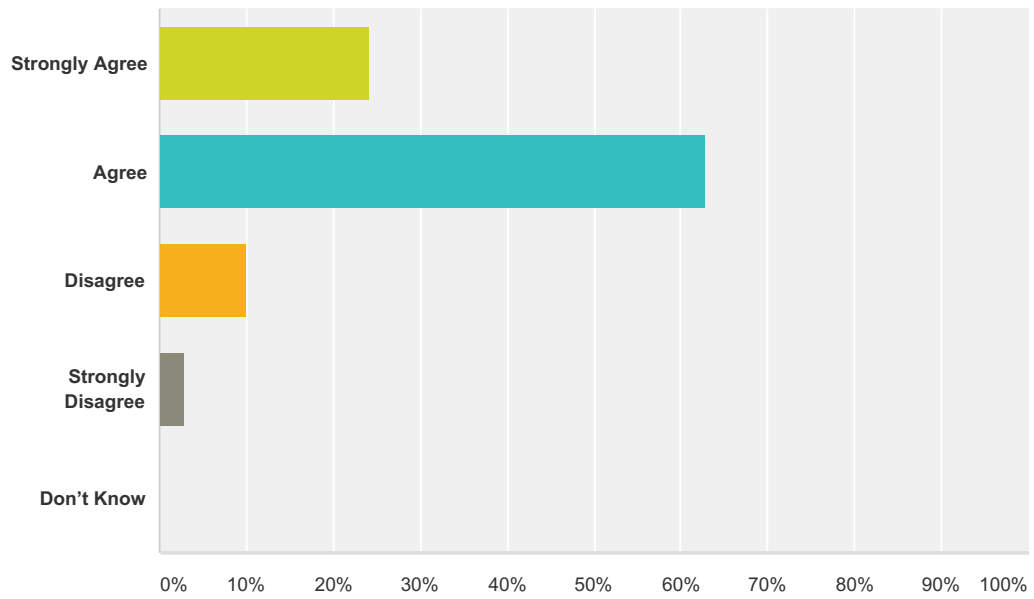
Answered: 70 Skipped: 2



Answer Choices	Responses	
Very Satisfied	27.14%	19
Satisfied	51.43%	36
Dissatisfied	11.43%	8
Strongly Dissatisfied	2.86%	2
Don't know	7.14%	5
Total		70

Q7 My child's individual needs are met.

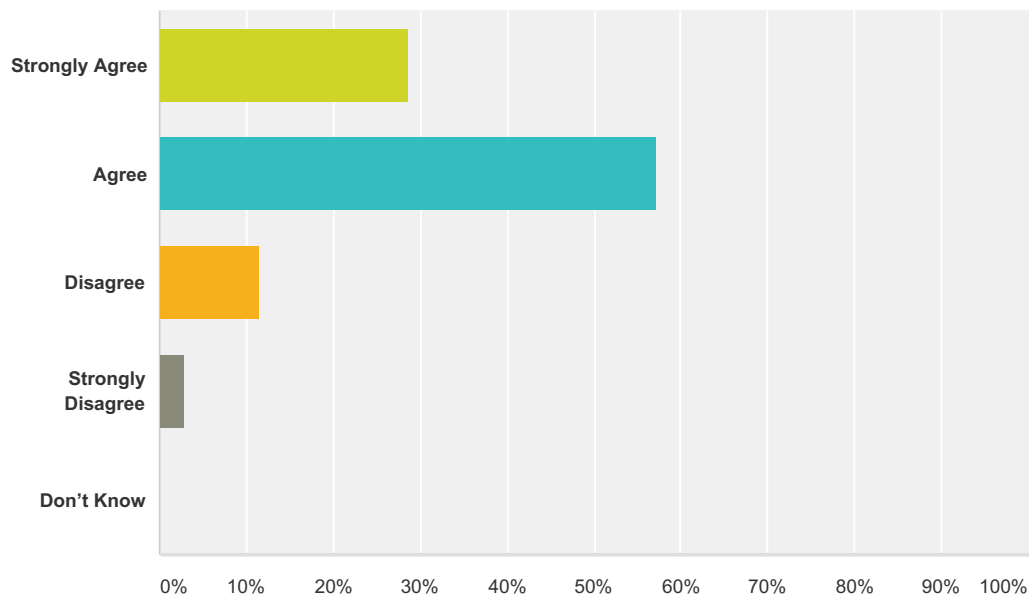
Answered: 70 Skipped: 2



Answer Choices	Responses	
Strongly Agree	24.29%	17
Agree	62.86%	44
Disagree	10.00%	7
Strongly Disagree	2.86%	2
Don't Know	0.00%	0
Total		70

Q8 The school keeps me informed about my child's progress and achievement.

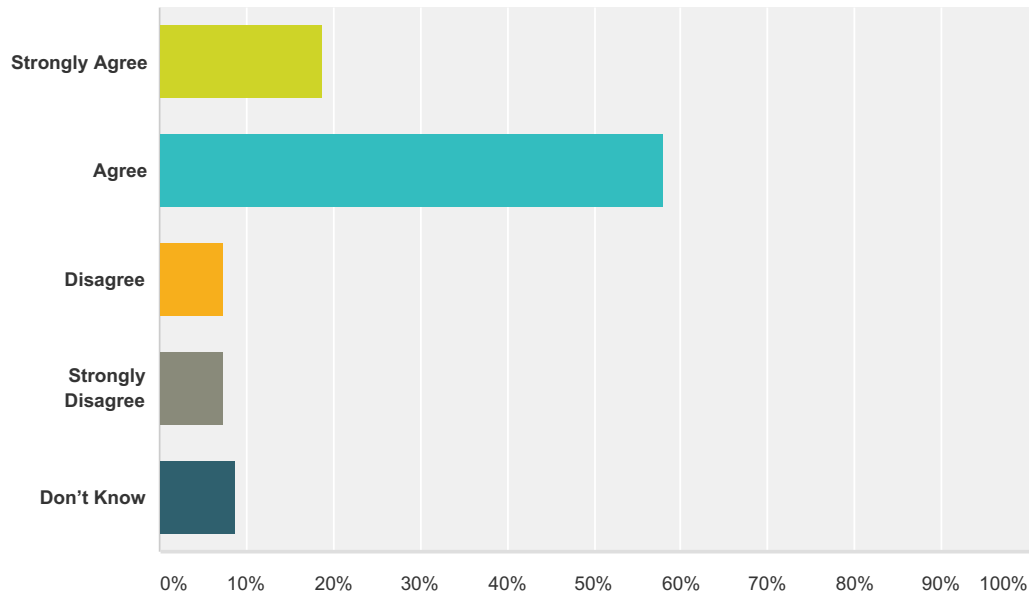
Answered: 70 Skipped: 2



Answer Choices	Responses	Count
Strongly Agree	28.57%	20
Agree	57.14%	40
Disagree	11.43%	8
Strongly Disagree	2.86%	2
Don't Know	0.00%	0
Total		70

Q9 The rights and responsibilities of citizenship are reinforced in my child's school.

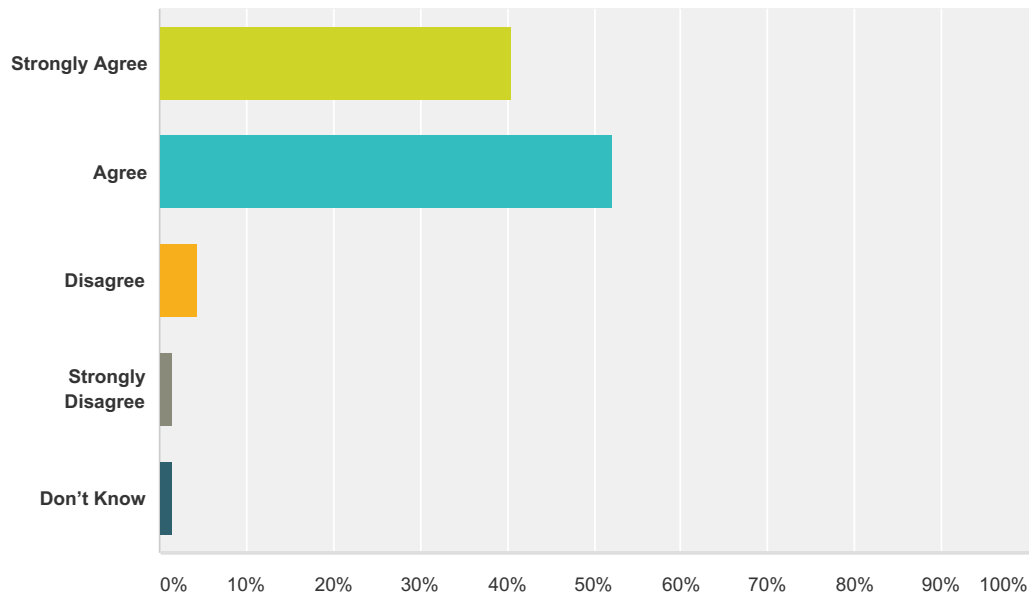
Answered: 69 Skipped: 3



Answer Choices	Responses	
Strongly Agree	18.84%	13
Agree	57.97%	40
Disagree	7.25%	5
Strongly Disagree	7.25%	5
Don't Know	8.70%	6
Total		69

Q10 The school staff care about my child.

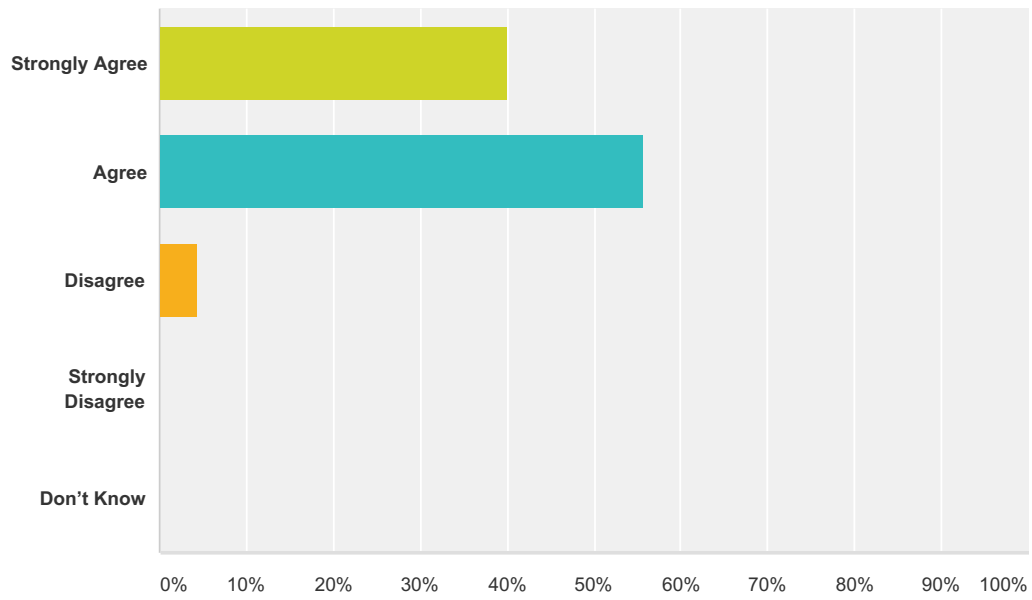
Answered: 69 Skipped: 3



Answer Choices	Responses	
Strongly Agree	40.58%	28
Agree	52.17%	36
Disagree	4.35%	3
Strongly Disagree	1.45%	1
Don't Know	1.45%	1
Total		69

Q11 My child is encouraged at school to do his or her best.

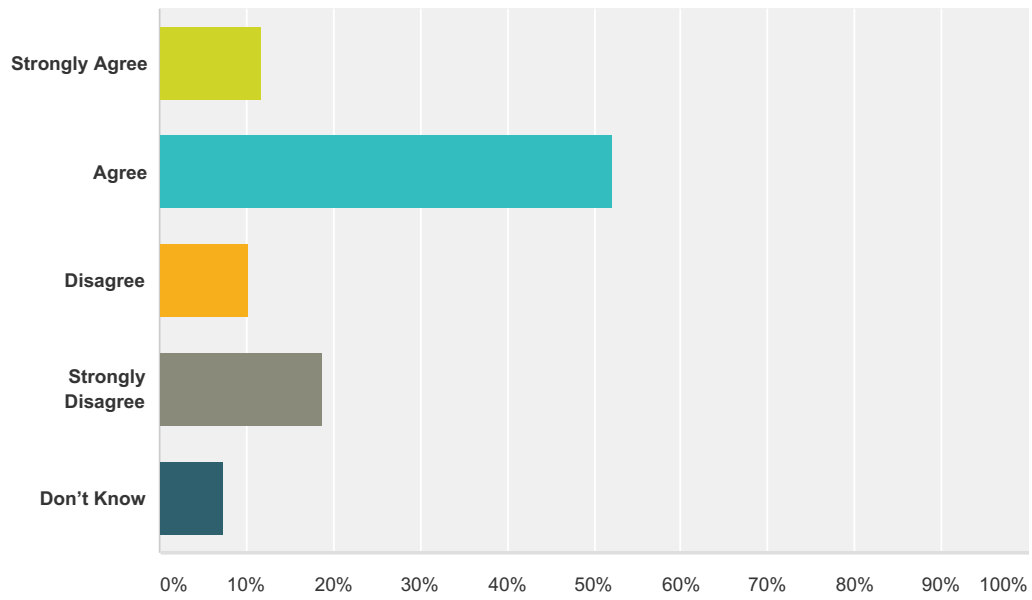
Answered: 70 Skipped: 2



Answer Choices	Responses	Count
Strongly Agree	40.00%	28
Agree	55.71%	39
Disagree	4.29%	3
Strongly Disagree	0.00%	0
Don't Know	0.00%	0
Total		70

Q12 Discipline is handled in a fair and reasonable manner in my child's school.

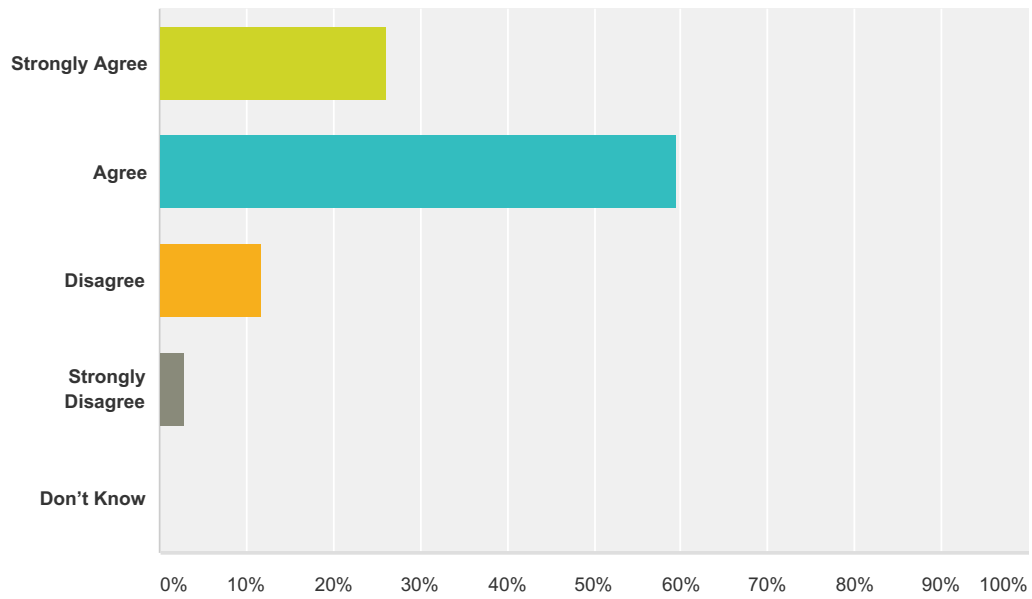
Answered: 69 Skipped: 3



Answer Choices	Responses	Count
Strongly Agree	11.59%	8
Agree	52.17%	36
Disagree	10.14%	7
Strongly Disagree	18.84%	13
Don't Know	7.25%	5
Total		69

Q13 My child's school is safe.

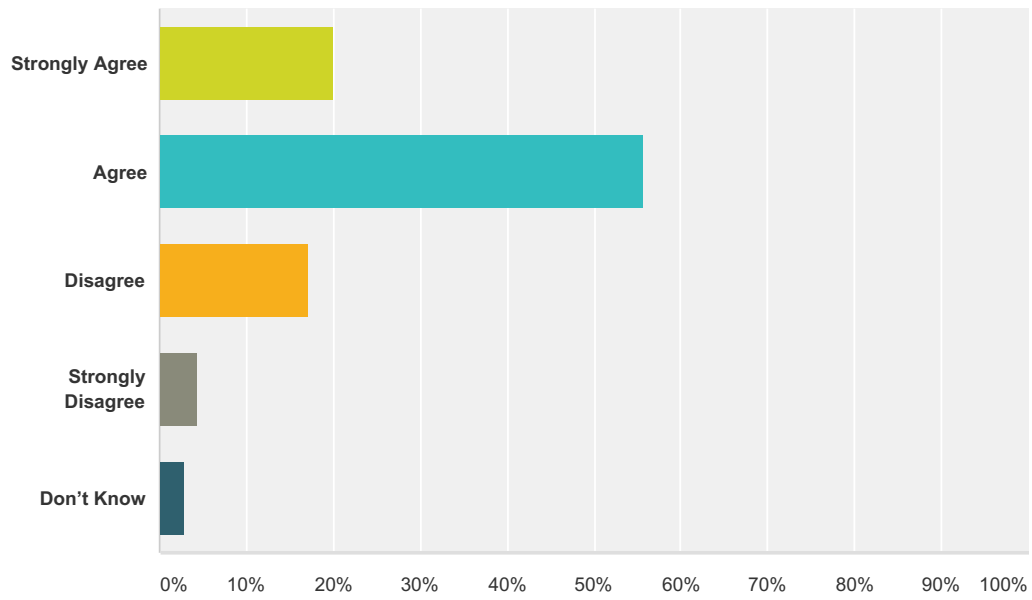
Answered: 69 Skipped: 3



Answer Choices	Responses	
Strongly Agree	26.09%	18
Agree	59.42%	41
Disagree	11.59%	8
Strongly Disagree	2.90%	2
Don't Know	0.00%	0
Total		69

Q14 There is open and honest communication within my child's school.

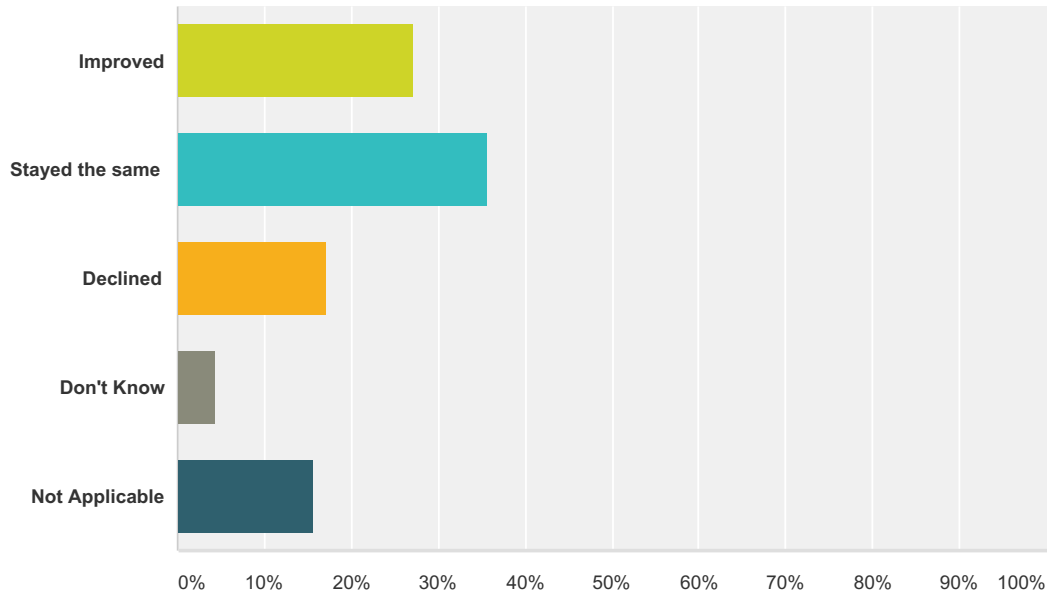
Answered: 70 Skipped: 2



Answer Choices	Responses	
Strongly Agree	20.00%	14
Agree	55.71%	39
Disagree	17.14%	12
Strongly Disagree	4.29%	3
Don't Know	2.86%	2
Total		70

Q15 In your opinion, has the quality of education that your child experienced at school improved, stayed the same, or declined in the past three years?

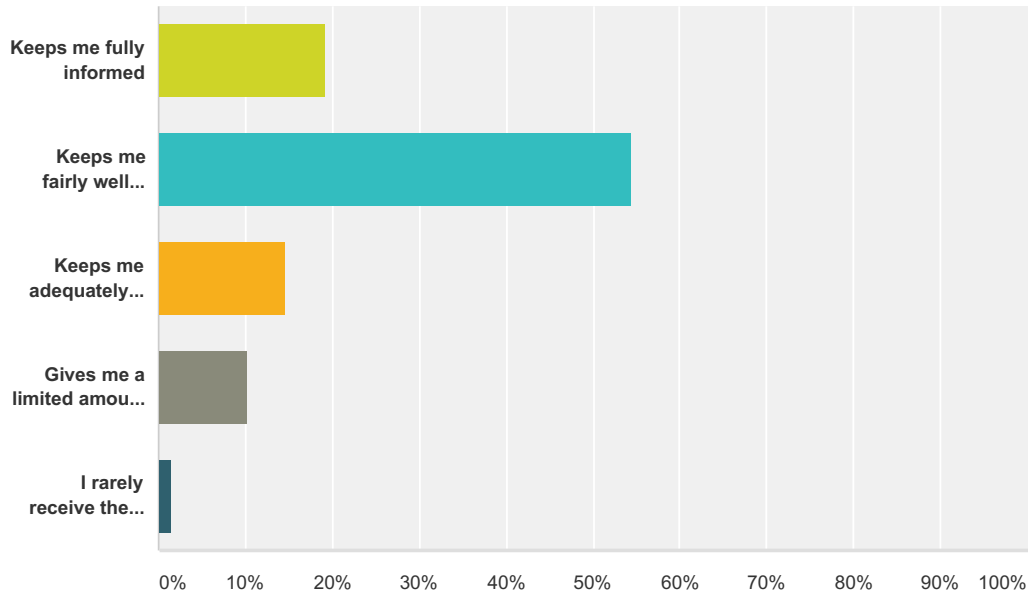
Answered: 70 Skipped: 2



Answer Choices	Responses	Count
Improved	27.14%	19
Stayed the same	35.71%	25
Declined	17.14%	12
Don't Know	4.29%	3
Not Applicable	15.71%	11
Total		70

Q16 Elk Island Public Schools appreciates the opportunity to stay connected with parents about news, activities, programs and other matters of importance. What is your impression of the communications you receive from your school?

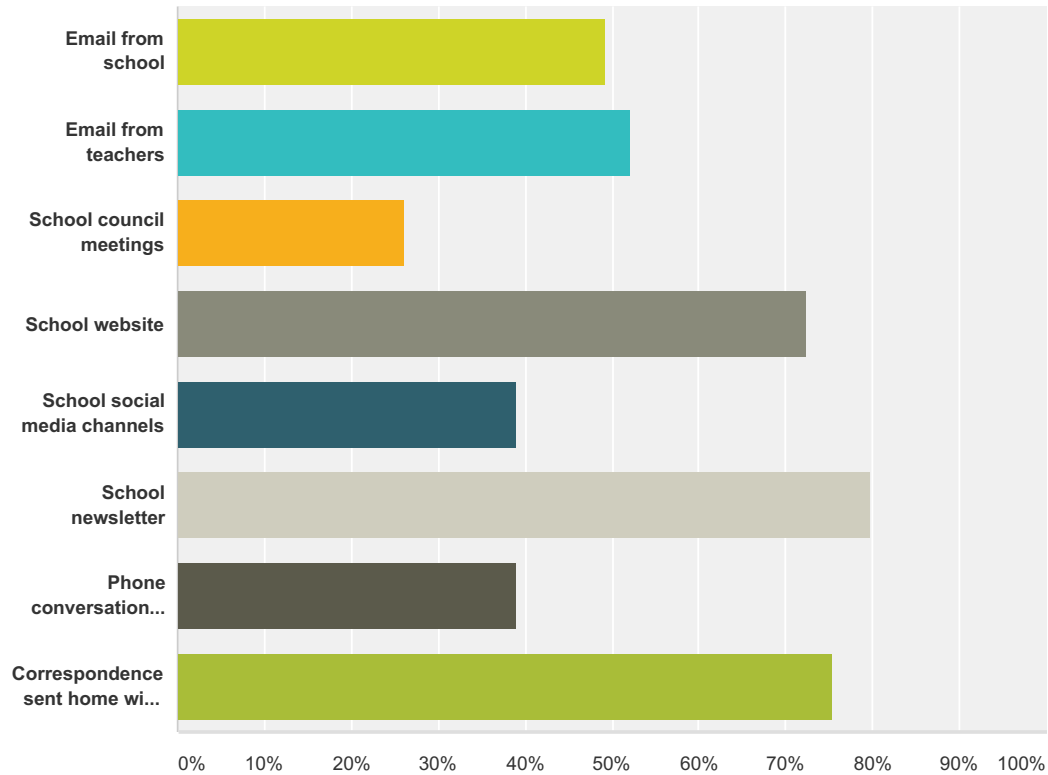
Answered: 68 Skipped: 4



Answer Choices	Responses
Keeps me fully informed	19.12% 13
Keeps me fairly well informed	54.41% 37
Keeps me adequately informed	14.71% 10
Gives me a limited amount of information	10.29% 7
I rarely receive the information I need	1.47% 1
Total	68

Q17 Do you regularly make use of the following to keep up to date on school activities, programs, etc.? Check all that apply.

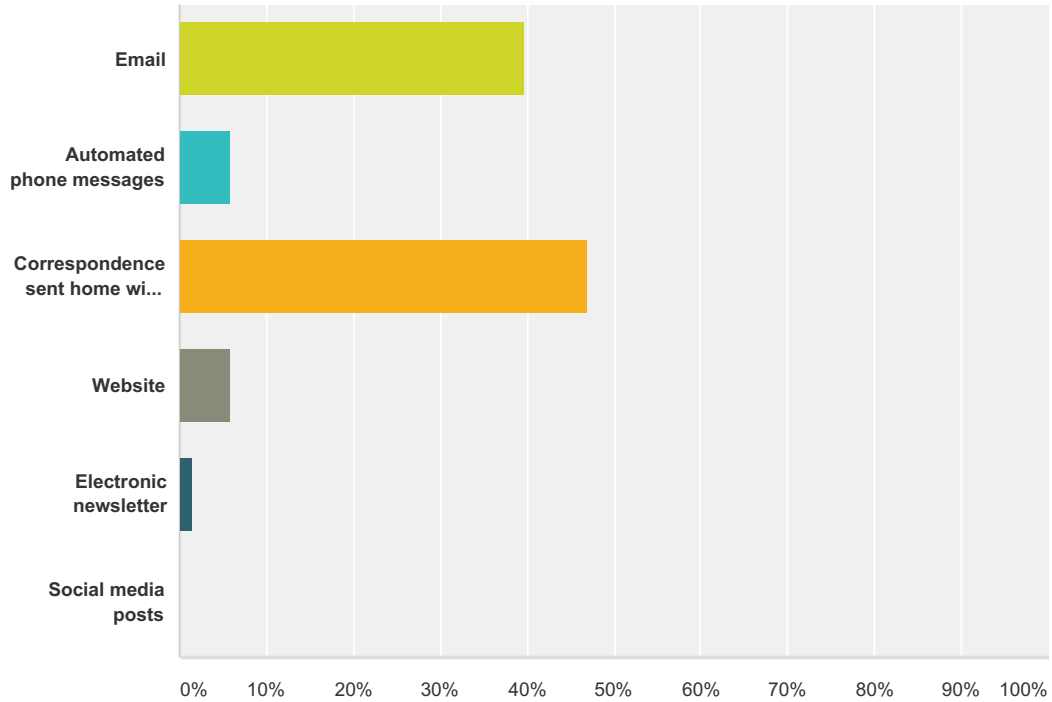
Answered: 69 Skipped: 3



Answer Choices	Responses	Count
Email from school	49.28%	34
Email from teachers	52.17%	36
School council meetings	26.09%	18
School website	72.46%	50
School social media channels	39.13%	27
School newsletter	79.71%	55
Phone conversations with school and/or teachers	39.13%	27
Correspondence sent home with your child	75.36%	52
Total Respondents: 69		

Q18 What is your most preferred method of communications from the school and Division?

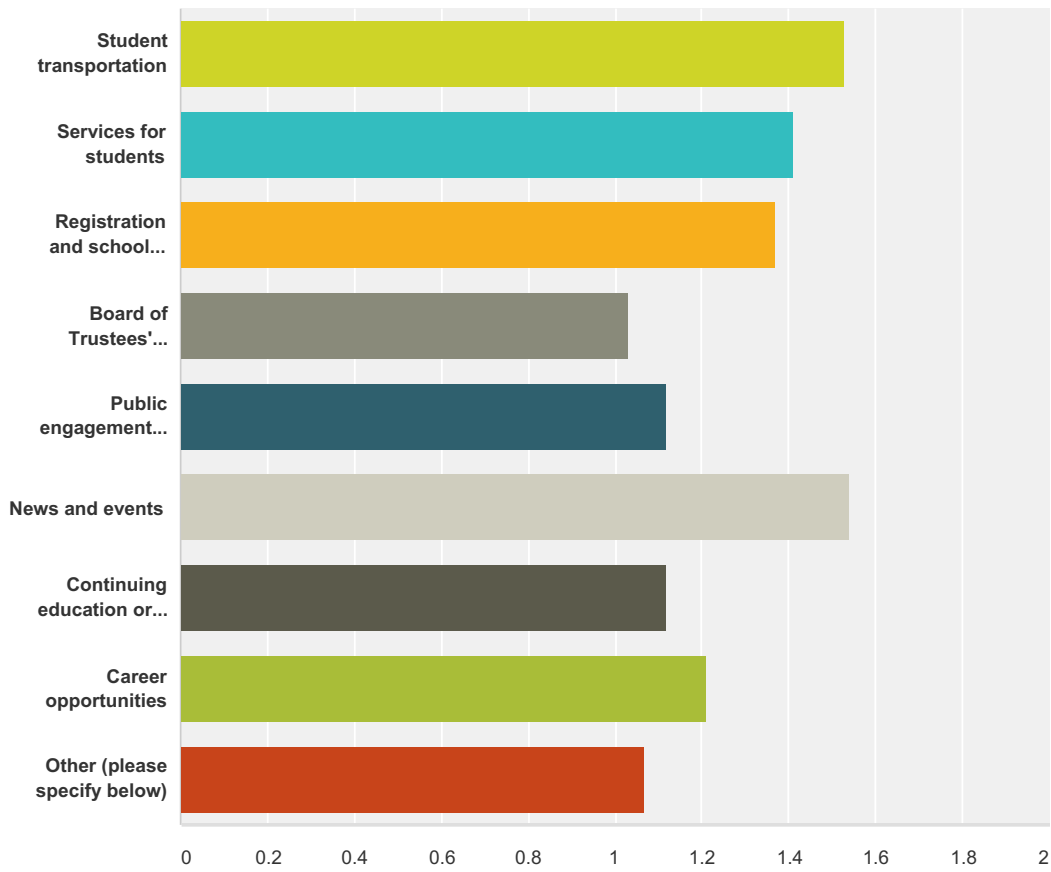
Answered: 68 Skipped: 4



Answer Choices	Responses
Email	39.71% 27
Automated phone messages	5.88% 4
Correspondence sent home with your child	47.06% 32
Website	5.88% 4
Electronic newsletter	1.47% 1
Social media posts	0.00% 0
Total	68

Q19 Do you visit the Division website (www.eips.ca) for information on:

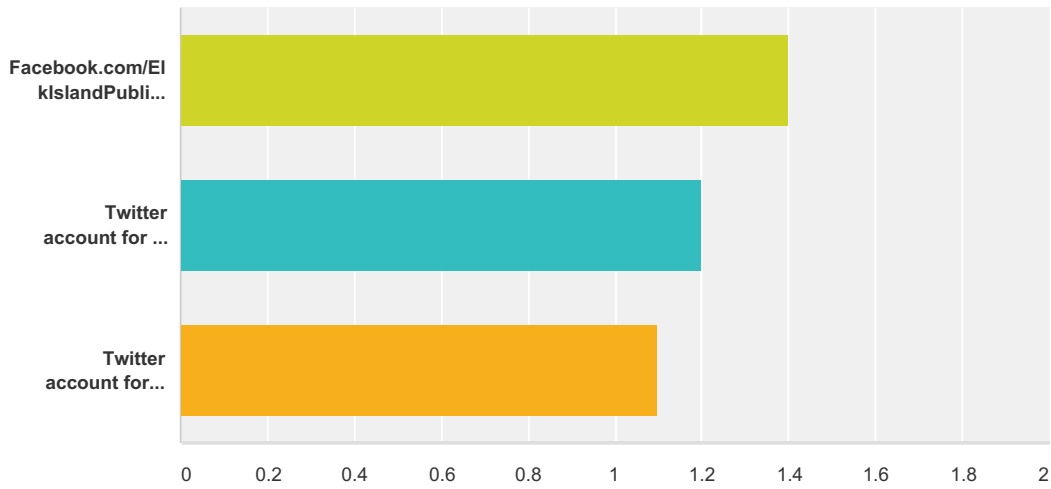
Answered: 69 Skipped: 3



	Yes	No	Total	Weighted Average
Student transportation	52.94% 36	47.06% 32	68	1.53
Services for students	41.18% 28	58.82% 40	68	1.41
Registration and school boundaries	36.92% 24	63.08% 41	65	1.37
Board of Trustees' meetings	3.08% 2	96.92% 63	65	1.03
Public engagement initiatives	12.31% 8	87.69% 57	65	1.12
News and events	53.85% 35	46.15% 30	65	1.54
Continuing education or summer courses	12.31% 8	87.69% 57	65	1.12
Career opportunities	20.63% 13	79.37% 50	63	1.21
Other (please specify below)	7.27% 4	92.73% 51	55	1.07

Q20 Elk Island Public Schools shares news and information on its social media channels. Do you follow:

Answered: 68 Skipped: 4



	Yes	No	Total	Weighted Average
Facebook.com/ElkIslandPublicSchools	40.30% 27	59.70% 40	67	1.40
Twitter account for the Division (@eips)	20.31% 13	79.69% 51	64	1.20
Twitter account for EIPS Student Transportation (@eipsST)	9.52% 6	90.48% 57	63	1.10